

WESTERN NEWS LETTER

Issue 165

07TH APRIL 2014

Western Sydney Wood-Turners Inc.

Twin Gums Retreat, 36, Northcott Road, Lalor Park, N.S.W. 2147

P O Box 4008, Lalor Park.

Web Site:- www.westernsydneywoodturners.com

PRESIDENT'S REPORT MARCH 2014

Hello everyone!

The Stitches and Craft Show is now behind us and what a successful time it was for all concerned. We had excellent results for our Charity, almost selling out of bowls etc., and member's sales were good. Our new members had a good result so let's hope more of them will come in the future.

Lessons are on the roll again with Ron, Graham and Alan having their hands full with teaching. I believe that lessons are essential as they give a background to turning. Members cannot be expected to totally give up their time to teach new people as they joined the Club to turn also themselves. Helping people to turn after they have had lessons is quite acceptable but not continually.

The students are still doing extremely well in their endeavours with many thanks to their Mentors for without their unqualified support nothing would occur.


The Shed has now been officially passed by Council so the next thing is to break down the timber and store it away for the use of members. A little help from everyone would get the job done more quickly.

Bowls with Easter Eggs are being prepared to give to the children at Mount Druitt Hospital. This is done every Easter and the children as well as the parents really like it. It helps to brighten up their day.

One last thing please.....after the Stitches and Craft Show we are in very short supply of our bowls for our Charity so could each and everyone make at least ONE BOWL PER MONTH as your Membership asks you to. Thanks.

I will be away for the next two months so someone else will be doing the next couple of Reports on my behalf.

Many thanks and HAPPY TURNING
BOB YOUNG.



Thanks to Michelle Rowland MP, Member for Greenway for her support which includes the printing of this newsletter.

2013 Westurn Club Commiittee

President:- Bob Young
0408 760 131

Vice Presidents:- Paul Collins JP
Paul DeBelle

Secretary:- Alan Eipper

Treasurer :- Ken Vodden

Grants Officer &
Membership Secretary:- Raymond Saich

Catering Officer:- Fiona Deane

Library:- Gary Hansell

Editor:- John Satchwell
rmo@netspace.net.au

Web Master Lindsay McEwen
Lcmcewen@optusnet.com.au

Trainer:- Ron Devine

Shop Manager Paul Collins JP

Stores:- Graham Dawes JP

Equipment &
Maintenance:- Many Farrugia
Dave Matthews

Welfare Officer:- Eddie Catford

If you have any problems or information
Concerning the Club, Please contact any of
The above.

SHOP TRADING HOURS

Mon: 9:am to 4pm

Friday Only: 7:pm to 9:pm

See Shop Manager Paul Collins JP

CLUB MEETINGS

Second Tuesday of each month
Come and discuss what concerns you
At 7:p.m. Prompt
Tuesday March 11th
Tuesday April 8th

SATURDAY WORKSHOPS

Third Saturday of each Month, for that extra Turning time. \$5.00 9:30am to3:00pm
Contact: Liam 0411 560 984

LADIES DAY

Second Saturday of each Month, for the Ladies of the area with similar interest.
CONTACT:- Anna DAWES 9638 6995
tandawes@optusnet.com.au

MAXI DAY

The THIRD Sunday of the Month
\$6 for the whole day
April 20th—No Event
May 18th Brendon Vennor from
The Hawkesbury Club

ITEMS FOR SALE

Club Shirts	Badges
Pepper Grinders	Salt Grinders
Sand Paper	Pen Kits
Letter Openers	Friction Polish
Triple "P"	Timber Saeler
Polishing Cloths	Perfume Applications



Hi.

How time flies when you are gluing, screwing, sawing, cutting, scraping, standing, polishing and hoping it all produces something worthwhile. A quarter of 2014 is already in the dustbin which means the AGM is rapidly approaching. This means it is time to mark 20/7/14 on the calendar as the date of the AGM.

It also means it is time to think about the election of office bearers and what you can do for your club. Can you make a contribution? Will the current office holders nominate again this year? If they nominate is it because they really want the position, or, is it simply because no one else will step forward? Remember most of the current office holders had been in one position or another for two or more years, maybe they would just like to step back and be able to spend some time producing something for themselves.

When was the last time you had to make a decision and actually cast a vote to elect someone? Is this in the best interests of the club?

Below are three quotations that may inspire you with respect to your contribution to your club.

“Decide that you want it more than you are afraid of it.” **Bill Cosby**

“He who knows all the answers has not been asked all the questions.” **Confucius**

“Yesterday is gone. Tomorrow has not yet come. We have only today. Let us begin.” **Mother Teresa**
Remember:

A little apprehension often makes you perform better because it means you care and want to get it right.

The person who has not made a mistake has not yet been born.

A lost minute, hour, or day is exactly that LOST.

Must fly

Wood Chip

CALL GOES OUT TO ALL MEMBERS AND PREVIOUS MEMBERS OF THIS CLUB.

If you have any photos related to Western Sydney Woodturners, I would be very interested. Utmost care would be taken in reproducing them so the original would be returned as supplied. All is related to our 25th anniversary, later in the year.

Any info please contact Ken Vodden at 0412497097 or e-mail kenvodden@optusnet.com.au

WOOD WORKING


Made Easy

HANDY WORKSHOP

Tips & Techniques

► Step by Step Information and Illustrations
► Detailed Diagrams
► Groups of Activities and Plans

324
COLOUR
PAGES



~~\$39~~
\$39

WV-300 Wood Working Vice

► 220mm jaw width
► 220mm opening
► Quick action release

~~\$75.00~~

\$69

V169



NEW
RELEASE

WV-100 Wood Working Vice

► 120mm jaw width
► 220mm opening
► Quick action release

~~\$70.00~~

\$69

V167



NEW
RELEASE

CS-35 Compound Flange & Mitre Cut Saw

► 460mm recip blade
► 220mm cut depth @ 90°
► 45° max head tilt
► 1.2kW / 1hp motor

~~\$440~~

\$219

W875



skipped

SC-1000 Dust Collector

► 900mm HPLV system
► 6 return filter
► 120mm hose
► 1.5hp, 2kW motor

~~\$470~~

\$159

W850



skipped

FILTER BAGS INCLUDED

CAST IRON TABLE

Model 30 Work Bench

► 200 x 250mm capacity
► 1200mm blade capacity
► 1200mm blade capacity
► 1200mm blade capacity

~~\$750~~

\$719

W850

skipped



PT-6 Planer

► 1200mm work bed table
► 1200mm work capacity
► 3 blade cutter head
► 0.37kW / 1hp motor

~~\$550~~

\$529

W610



3 BLADE CUTTER HEAD

T-100 Thickness - Bench Sander

► 200 x 300mm capacity
► 200mm work bed with 1200mm
► 200mm work bed
► 2.4hp, 2kW motor

~~\$640~~

\$619

W810



NEW
RELEASE
SPIRAL CUTTER HEAD

MATE

GAIN ACCESS TO:
ONLINE PROMOS
EXCLUSIVE OFFERS
TRACK YOUR ORDERS
CLICK & COLLECT
PAPERLESS WARRANTY
NEWSLETTERS
LATEST RELEASES
COMPETITIONS

\$70 FREE
DISCOUNT VOUCHERS

SIGN UP FOR
MATES RATES
MACHINERYHOUSE.COM.AU/MSMR

PROMO CODE

WTURN2

Use promo code ONLINE OR INSTORE to receive these special offers. Valid until 01-03-14

Specifications & Prices are subject to change without notification. All prices include GST and valid until 01-03-14.

HARE/FORBES
MACHINERYHOUSE

NSW
(02) 9090 9111
1/2 Windsor St,
Northmead

QLD
(07) 3274 4222
448 Boundary Rd,
Coopers Plains

VIC
(03) 2212 4422
1 Fowler Rd,
Dandenong

WA
(08) 9373 9999
41-43 Abernethy Rd,
Perth

www.machineryhouse.com.au

SAFETY STUFF

A REMINDER ABOUT SHOP SAFETY

We must all keep in mind the importance of SHOP SAFETY. Please THINK and ACT responsibly at all times.

It is up to all of us to fulfil our commitment by wearing at all times:

- DUST MASKS,
- PROTECTIVE GLASSES,
- SUITABLE CLOTHING,
- FOOTWEAR ETC.
- EAR PROTECTION

IT DOES NOT HURT TO DISCUSS SAFETY WITH OTHER MEMBERS IF THEY ARE NOT DOING THE RIGHT THING.

REMEMBER.

IT IS YOUR BODY AND YOUR LIMBS.....

VALE.

ANTHONY "TONY" MABERLY

26TH NOVEMBER 1931 12TH MARCH 2014



Tony joined the Western Sydney Wood Turners in 2001 with membership number 2005 which was carried over from the Sydney Wood Turners Guild.

During his time with us he served on the executive as vice president to his long time friend Bob Jarvis who was Convener for three years. The club membership was around 68 members.

Tony had many outside interests, soccer, scouts and Masons just to mention a few but always made himself available in an unselfish manner to help and assist members when needed. He was in many ways a perfectionist. He showed his appreciation on many occasions often giving his wooden Christmas trees as gifts which will now be cherished for years to come.

From the Executive and members of Western Sydney Wood Turners we send our sincere condolences to his family and friends.


WELFARE REPORT

In the last month there has not been a lot to report however I am continually reminded there are members wives and family with illnesses, some long term and others not so long. To these women and family members we remind you of our concern and send our best wishes hoping for a speedy recovery with your medication and convalescing. To our members who have long term problems we also wish you a speedy recovery with due perseverance, medication and convalescing.

As most are aware Tony Maberly's funeral was earlier this month and was well represented by our members and long time friends.

Thanks to those members who keep me informed. I do believe the card we send may be a small token but also brings happiness when you are feeling down.

Eddie C.



Jack Butler became a Life Member of the Guild Last month.

Jack is a good friend to Western Sydney Woodturners.

He has demonstrated many times over the years at our club. He has the touch of a master craftsman and professionalism of a pro.

Congratulations Jack, you deserve it.



Members of Western Sydney woodturners,
This the extent of the items at Blacktown show 2014.

Can you do better?

Congratulations to LIAM HEALY for first place in
woodturning. Second place to Ken Vodden.

Wooden article including segmented went to Ken Vodden



We would like to extend
our best wishes to all our
new Members, hoping you
have an enjoyable time with
us, and may all your efforts
be rewarding and profit-
able!!!

Mem-ber #		Surname	Name	Date Joined WSWT
3618	Mr.	Bohringer	Philip	29-March-2014
3617	Mr.	Howell	Michael	27-March-2014
3616	Mr.	Brown	Rodney	26-March-2014
3615	Mr.	Attard	Stephen	21-March-2014
3614	Mr.	Gounder	Sada	15-March-2014
3613	Mr.	Hannon	Grant	11-March-2014
3612	Mr.	Jones	Jeffrey	10-March-2014
3611	Dr.	Austin	Gregory	07-March-2014

May we offer our best
wishes to all the Birth-
day holders for this
Month, and may
You all have happy re-
turns.

Member #	Surname	Name	Birthday Month
2388	Aldinger	Eric	April
2162	Bland	Peter	April
3586	Climent	Juan	April
3041	Conant	Shane	April
2301	Devine	Ron	April
2598	Hilton	Kevin	April
3617	Howell	Michael	April
2800	Lane	John	April
2064	Mahoney	Robyn	April
1890	Maloney	Greg	April
3589	May	Sandy	April
2845	McEwan	Lindsay	April
3068	Panayotopoulos	Michael	April
2660	Pritchard	Les	April
3603	Raxworthy	Barry	April
3600	Young	Lynne	April

RULES

The round plastic bins are for shavings
The rectangle ones are for wood
If you borrow a tool from the tool room
Put it back you know that you should
And check with your friendly convener
Before you take any wood

When you finish what you are turning
Be sure to clean your machine
Sweep up the shavings and wood dust
Let's try and keep the place clean
And when using one of the bandsaws
Someone to help is a must

The grinding wheels for the chisels
Are being grooved in the middle
So sharpen tools using the whole grinding face
Turn out your lathe light when finished
To reduce our huge power bill
Where cash disappears without trace

Be ready to volunteer gladly
To help with our fund raising days
The BBQ's and the demos help our quest
And charity bowls help us too
We need you to turn quite a few
So come on members try and give us your best
Neil Guthrie

Linnwood House

It was a beautiful and sunny day when Dave, Liam, my Mum and I arrived early at Linnwood House to set up. This was my first time here so I was keen to see how things went. Paul Debelle came to have a look and chat. Then we all headed down to the BBQ where Russ was working hard. After we all had a good feed Paul went. The crowds started to come to have a look at our stuff. Dave and I made a few sales which was good.

Liam turned some finger tops and tried to show us how to spin them on our fingers. It took us a while but we finally got it. It was good fun learning something new. Liam also turned a toothpick holder and honey dipper.

Dave was kept busy handing out spinning tops to all the kids and selling his Banana stands and camphor shavings for charity.

Ray Smith's wife had a stall inside but still came out to have a chat and to look at our stuff. In the afternoon when it was abit quiet we all had a quick look inside at the other stalls which was interesting. Then we had a long chat amongst ourselves before we packed up for the day.

Overall it was a great day so I'll be back to do it all again next time if I can. Jimmy Singh



STICHES AND CRAFT SHOW, ROSEHILL 2014

This is one of our premium events of the year and we had a very good show. If there is a club in Sydney who can put on a show the size of this and of the quality, I would like to see it.

It all started on the Wednesday, when the set up took place, a few discussions took place but all was settled and the show went on as they say.. It was approx. 15 tables we had to fill. No problem.

With a few extra restrictions on us this year, we coped and above all our Charity, Mt Druitt Hospital, Children's Ward came out the winner's by a mile in the old terms.

Over the four days of public display, many thanks has to go to Paul Collins, who kept the fridge full of meat and tomatoes and plenty of bread,

There are two other events similar to this each year, our open day and the Newcastle Show . Not only is it a Charity / members selling day, it has become a very social time when members get together for a period of time and TALK.

A lot of planning goes into these shows, it may not be seen at the time but rest assured many discussions goes on to cater for the members who wish to participate.

At the end of the day we put on a good show and all is happy and that is the way I hope it stays in the future. Ken



Maxi Day

16 March 2014

Jack Kestler was our guest presenter and for many of us Jack had us venture out of our comfort Zone of working with wood into the world of silver smithing.

Jack first shared his knowledge from his time of working with students in high school, particularly girls whilst demonstrating the art of making simple jewellery.

In the tradition of Western Sydney Wood turners, Jack outlined the safety aspects of the craft and emphasised the wearing of safety glasses.

The particular tools used during the day were: safety glasses, mandrills, files, pliers, gas flames and buffing machine.

Once jack had demonstrated and explained the craft, it was over to the members for a hands on experience where we designed, sized, welded and polished our own rings.

Some members agreed they would never make jewellers.

Thanks to Fiona and Mani for providing a great lunch.

It was a good day and it was certainly interesting trying something different.

Regards

David Mitchell



SHOW AND TELL March 2014

Small display this month, next month will be better.



Fred de Jong



Ken Vodden



Jimmy Singh



Ray Smith

An Inspiring Weekend of Woodturning

Turnfest 2014 (the 12th such event organised by David Drescher) did not disappoint.

From early arrival midday on Thursday through to its official conclusion after midday on Sunday there was plenty to keep a woodturning enthusiast busy.

For early arrivals there was opportunity to catch-up with other like minded participants, have an early look at all the goodies on display at the onsite shop run by the South East Queensland Woodworking Supplies, or take advantage of the various woodturning clinics available all weekend.

Registration for the later arrivals on Friday morning was followed by the midday meal and announcements. Then on to what we had all been waiting for - the commencement of the demonstrations.

Once again a grand choice of demonstrators with a good variety of topics. From overseas were: Ashley Harwood (USA), Dixie Biggs (USA), Joey Richardson (UK), Jason Breach (UK), Benoit Averly (France), Jean Francois Escoulen (France), and Eli Avisera (Israel). Local presenters were long time favourite at Turnfest Neil Scobie backed up by Len Mengel, Robert McKee, Randy DeGraw, Dennis Donnelly, Ken Rays, Pat Johnson, Robert Howard (carving), and Tony Hanson workshoping with Neil on the Friday morning. For the non-woodworking partners were workshops with Liz Scobie and Sherryl Wehmeimer with a further room set aside for general craft activities and a chance to share ideas. Access to a swimming pool, beaches and a cruise were also available. Choices, choices, choices! Boxes, bowls, long and thin, multi axis, surface decoration, carving, ... With 16 demonstrators, 12 rotations, an average choice of 7 topics per rotation, and a little juggling it was possible to see ones demonstrators of choice and cover a lot of ground. There was sufficient time between each rotation to indulge in a cuppa before scampering off to the next venue where two screens ensured that the demonstration could be easily seen and the use of a microphone ensured there was no problem with the audio. As expected the demonstrators were both skilful and clear about the 'Why, What and How' of their chosen topics. Like so many others I came away with new ideas, a new outlook on some issues and a determination to get into the workshop as soon as possible and 'have a go'.

Over the weekend we also had the benefit of an 'Instant Gallery': a display of work contributed by both demonstrators and participants. This was popular viewing and the source of many discussions.

A great weekend thanks to David Drescher and his team, and the Sea World Resort. Plans are well underway for next year's symposium with another line up of inspiring presenters to think about seeing.

Anna Dawes



Over 100 species
Select timber for
Cabinetmaking
Furniture
Joinery
Woodturning
Carving

TREND TIMBERS

15 Railway Road North, Mulgrave NSW 2756
TELEPHONE: 02 4577 5277 FAX: 02 4577 6846
Email: sales@trendtimbers.com.au

www.trendtimbers.com.au

Opening Hours
ALL WELCOME!!
Mon-Fri 8am-4pm
Sat 8am-11.30am
Closed
Public Holidays &
Long Weekends


THE BACK PAGE

GETTING TO

KNOW YOUR TOOLS

ITEM 5

THE ROUGHING GOUGE



The roughing gouge comes in both deep and shallow profile and a straight cutting edge with no reliefs at the corners, and in various widths generally the turner chooses the size and profiles that suite them best for what they are turning.

Roughing gouges are not for producing rough work, to the contrary they can be extremely useful in finishing work, however the primary use of the gouge is for reducing square cross section spindle turning blanks to round ready for detailing with more serviceable tools i.e., spindle gouges, skews and the like.

The gouge is sharpened with the cutting edge straight across by rolling it side to side at forty degrees on the grinder rest taking care **not** to **swing** it side to side which will give you a curved edge with relieved “wings”.

This is very important to its effective use. With the roughing gouge correctly ground in this form, you will be able to remove large amounts of timber quickly. It can also be used to plane the surface of the spindle blank to a high finish and can be used for the shaping of components with relatively gentle curves, such as the centre section of a stair baluster.

Some turners when starting use the gentle plunge method spaced over the length of the work piece for breaking the fibers before they start machining from side to side and reducing down to a cylinder. Others have a tendency to start from one end and machine through to the other without stopping. There is argument as to which is correct (the professionals use both methods). The tool is mainly used at 90 degrees to the work piece or twisting the shaft slightly and at an angle approximately 45 degrees to the work piece in the direction you are cutting. Remember when starting lower the back edge of the tool onto the work piece lifting it up until you get dust and then adjust your cut accordingly giving you control over your machining.

It is important to remember practice approach, angles and position, satisfaction and confidence will follow. Eddie C.

Note. As in all professions there are many and varied opinions and ways of doing things. This is true of wood turning. These articles are the results of my reading article publications.