

# WesTurn News

Issue 180

11th August 2015

Western Sydney Woodturners Inc  
Twin Gums Retreat, Corner Northcott Road and Diane Drive  
PO Box 4008, Lalor Park NSW 2147  
Web Site: [www.westernsydneywoodturners.com](http://www.westernsydneywoodturners.com)



## President's Report

As our president Bob is currently on holidays I have been asked to compile the President's report this month, so here goes.

Another A.G.M. has come and gone and a new executive has been elected, albeit with the same faces, however there has been a couple of small changes, specifically the two Pauls have basically swapped chairs.

I hope with everyone's support we can all band together and push our Club further forward. It is my opinion that we have the best club in the woodturning fraternity, and I would like to see it grow and get even better. I would like to thank the efforts of the previous executive and committees for all their help throughout the year.

I would also like to thank all the incoming executives and committees for responding and with a little effort I am sure we will make the Club grow bigger and better. Bob has expressed his pleasure at the good attendance for the AGM and thanked members and his committee for the good work that had been done during the year to ensure the club continued to grow and improve. He specifically thanked Eddie Catford for his work as both Welfare Officer and BREED Co-ordinator.

It is my opinion that we are a vibrant club with what I consider to have among the best facilities and equipment available for members, and I am aware that a number of other clubs in the metropolitan area are extremely envious of what we have. All the members should not only be aware of this but should endeavour to support the club in going forward to make the place an even better club. I can only assume that the lack of nominations for Executive positions shows your support for the job that we are currently doing, BUT it can always be better.

As a member you have a right to have a say in how the club is being run and what and how you would like to see the club operate. The forum for this is at the monthly meetings which are held on the second Tuesday of each month and which you are invited and encouraged to attend. I am aware that there are a number of members who cannot make these meetings but that does not prevent you from having a say. I am sure that all Executive members myself included, would only be too happy to receive any information or feedback on what you think can be improved upon at the club.

Above all enjoy your turning.

( see AGM report Page 12.)

Paul de Belle

## Club Committee

**President:** Bob Young (0408760131)

**Vice Presidents:** Paul de Belle and

David Searle

**Secretary:** Alan Eipper

**Treasurer:** Paul Collins

**Grants Officer & Membership Secretary:**

Raymond Saich

**Catering Officer:** Fiona Deane

**Librarian:** Gary Hansell

**Editor:** Ron Fathers

ron1947@optusnet.com.au

**Assistant Editor:** James (Jimmy) Singh

Jimmy-Woodturner@hotmail.com

**Webmaster:** Lindsay McEwen

lcmcewen@optusnet.com.au

**Training Co-ordinator:** Ron Devine

**Trainers:** Graham Dawes, Rod Brown and

Alan Phelps

**Shop Managers:**

Paul Collins (JP) and Bob Young

**Stores, Equipment & Maintenance:**

Manny Farrugia, Dave Matthews,

Graham Dawes (JP)

**Welfare Officer:** Steve Attard

If you have any problems or information concerning the club please contact any of the above committee members.

### A Donation from a Member

John Satchwell, our previous editor, is doing things a bit tough at the moment, his health is not so good and he doesn't feel he'll be able to continue working at home in his workshop. He kindly decided to donate quite a few tools to the club. This is a very thoughtful gesture and will now allow us to expand our work area and make even more improvements. Thank you so much John, our members will appreciate this offer and I will follow up with photos when we decide how and where to use them. Editor

### Shop items

Triple "P"

Friction Polish

Sanding Sealer

Sandpaper

Club Shirts

Dust jackets

Club Badges

Pen Kits

Pen Blanks – Acrylics

Many more items also available

### Shop Trading


#### Hours

Mon-Thurs: 9am – 10:30am

12:45 – 1:30pm

Friday nights: 7pm – 7:30pm

See Paul Collins or Bob Young for more details



Thanks to Michelle Rowland MP, The member for Greenway, for her continued support which includes the printing of this newsletter

## Club Trading Hours

Mon-Thurs: 8:30am – 4pm \$5

Friday Nights: 5pm – 9pm \$3

### Third Saturday of the month:

9am – 3pm \$5

15<sup>th</sup> August

19<sup>th</sup> September

17<sup>th</sup> October

Contact: Liam Healy – 0411560984

### Ladies Day – Second Saturday of the month:

12<sup>th</sup> September

10<sup>th</sup> October

14<sup>th</sup> November

Contact: Anna Dawes – 96386995

tandawes@optusnet.com.au

### Maxi Day – Third Sunday of the month:

From 9:30am (Lunch included) \$6

16<sup>th</sup> August – **CANCELLED**

20<sup>th</sup> September – **Darryl Smith**

18<sup>th</sup> October – **Ron Gibbs**

15<sup>th</sup> November – **Alan Phelps**

## Club Meetings

### Second Tuesday of the month – 7pm

8<sup>th</sup> September

13<sup>th</sup> October

10<sup>th</sup> November

## New Members

Welcome to all our new members this month.  
We hope your stay is both long and rewarding

Eva Steli-Gajdos                      Mirko Steli-Gajdos  
Alan Mercieca

## Happy Birthday

Happy Birthday to all our members this month.  
We hope you have a great day with many more  
to come.

Desmond Gay                      Toro George  
Leida Jedniuk                      Alfred Kaldass  
Daryl Richards                      Ray Smith  
Jimmy Singh

## Welfare

Hello all, as I am new to the role of welfare officer, I would like to personally thank the executive and members of Western Sydney Woodturners for being appointed to this position. I have been informed of members, wives and family who have been in hospital and also dealing with illness and have done my best to acknowledge these people. If people would like to inform me of any welfare situations within our club it would be very appreciated, my email in [s.attard84@gmail.com](mailto:s.attard84@gmail.com) until next time stay safe stay healthy.

Steve Attard

## BREED REPORT

The mentoring program for Seven Hills High School is running better than I expected.  
Thanks to all the willing support from membership personnel.  
Standards of work produced have accomplished satisfaction for all.  
Thanks for the support.

Baz

## Coming Events

### August

- **Stitches and Craft Show – Newcastle** – Wednesday 12<sup>th</sup> to Sunday 16<sup>th</sup>

### September

- **Bidwill Blokes Breakfast – Chifley College** – Wednesday 2<sup>nd</sup> - 8:30am to 11am
- **St Marys Spring Festival** – Saturday 5<sup>th</sup> - 8:30am to 4pm
- **Linnwood House** – Sunday 13<sup>th</sup> – 9am to 4pm
- **Wistaria Festival** – Saturday 19<sup>th</sup> and Sunday 27<sup>th</sup>
- **Cabramatta Moon Festival** – Sunday 27<sup>th</sup>

### November

- **Linnwood House** – Sunday 8<sup>th</sup> – 9am to 4pm
- **Trend Timbers Open Days** – Friday 13 and Saturday 14<sup>th</sup> – 9am to 4pm

**Any members interested in going to these events please put your name on the clipboards at the club**

**MEMBERS – WE REALLY NEED MORE CHARITY BOWLS! So PLEASE make as many as you can 😊**

## Librarian Report

We have 8 new books in the library on a variety of subjects commencing from No.166.

None are on the subject of Woodturning but there is some interesting stuff among them.

Also added to the DVD file is Series 2 on A Master Course in Woodturning by Eli Avisera

This is a BOXED SET of 7 Discs. Please DO NOT REMOVE 1 DISC BUT BORROW THE WHOLE SET!!!!!!

And a reminder that the period for borrowing is 1 MONTH

Happy turning

Gary

## **B S from the Bush**

People around here are saying it is a cold winter. There has been a lot of snow in Orange, the closest to us, approx. 1 hour away. Jack Frost has turned up quite regularly in the mornings, then the sun comes out for a while and often a very cool breeze comes through.

When you are flat out in the workshop, not on your back, but working on kitchen cabinets who cares what the weather is. We are both still in the land of the living. Kitchen design, colours etc. etc. have all been decided on and at this point in time the tiler is finishing today. He has been here on and off for three weeks but has done a superb job. The kitchen cabinets have all been installed with the doors made and hung. The laundry cabinets are installed and the vanity in the ensuite made and just started to paint the doors. Kitchen benchtop is the next thing and spraying all the kitchen doors.

I will be taking a break for a few days to go to Canberra and help out there for the Stitches and Craft Show. The weather there is much colder than here but mainly inside so should not affect us too much. I got a 4 hour drive tomorrow which, by all accounts is a pretty easy drive. Get to Canberra about midday, set up the stand and hopefully a few days of some good social life.

It was good to catch up with a lot of you at the AGM / Maxi day as I said in my report somewhere in this newsletter. The Club is still going on and on.

This is only a short report this month. Looking forward to the next month and hopefully report that spring has sprung, the weather is warmer and the mad panic with the extension is over. Wishful thinking. Hope Canberra goes well for everyone.

Cheers - Ken Vodden

## **My Wife**

My wife stepped into the room where I was working the other day and asked me if I would go do some wood turning on the lathe.

"Of course," I replied, receiving anticipatory joy at the thought of my wife's pleasure when I would be finished creating the item for which she had a need.

"What do you need? Maybe a new dibber or possibly a rolling pin or a vase? I have Persimmon, Hickory, Mesquite, a little bit of Walnut and a tad of Oak. What would you like?"

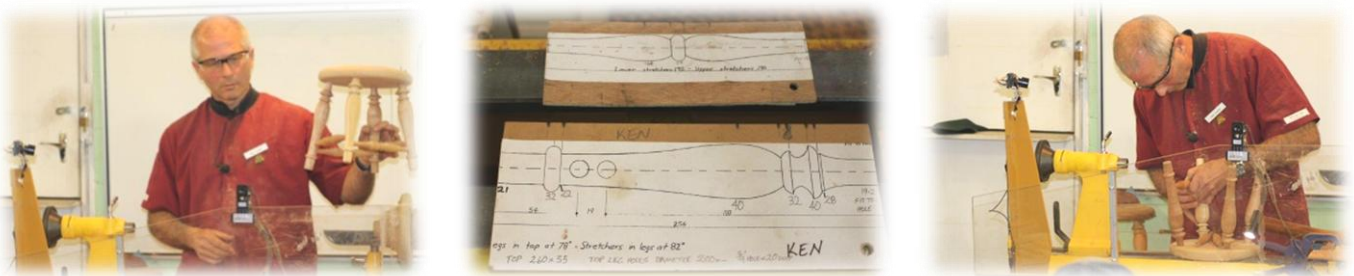
"Oh, I don't care," my wife replied. "I need about six bags of shavings for the flower beds."

## MAXI DAY/AGM – JULY 2015

First of all it was good to get back to the Club and catch up first hand with what has been going on and also have a chat to a lot of people I haven't seen for a long time.

The demo for the day was Ken Cooper, Jack of all trades and it seems master of most. Ken still does a lot of studying on various subjects of his interest but I know he does work in concrete mesh layouts, to being a chippy, cabinet making and woodturning with all its facets. When required he has a very good eye for detail. He has a very relaxed attitude with the audience, but likes to get things right.

I have seen Ken do demos on routers, tool sharpening and now a four legged stool. George Wells has made a few of these but after watching Ken's demo, it should be a project everyone should have a go at. I thought, in the past what a simple project but as everyone knows, it's easy to make one of anything, but to make 4 legs, 4 stretchers so they look reasonably the same is something else.



The stool was made in Pacific Maple which was a little friendlier to the turner than Oregon, which was the second choice. Ken proceeded to turn the 4 stretchers showing us the templates he uses to mark off the important points he turns to and getting the dowel to the right size on each end. He continued on with the 4 legs, good looking curves, crisp detail on his coves and beads. One good idea was to have a black panel (if turning a light wood) in the background so the turner gets a good contrast when turning.

Ken discussed the reason why he decided to drill the holes for the stretchers, in the legs, after turning the legs. The holes could be drilled when the timber is in square section, but the hole may not be centred for whatever reason. The holes could be drilled after turning but on a pedestal drill set up for the procedure. This might be better if there was a production run. The way Ken chose to do it at the demo was to turn the leg and then drill the holes by hand using a gadget which shows you the angle being drilled after setting it up to zero on the bed of the lathe. Another nifty item for your tool bag. Ken tried very hard to drill the holes and did very well considering that he is an experienced tradesman. It might be a little more difficult

for a person not so capable. All Ken had to do then was to turn the seat. Once the edge detail was confirmed, it was straight forward to complete but again the holes for the legs had to be drilled, with the angle gadget. These holes could have been done on the pedestal drill with the correct set-up. Ken was willing to try different ways of doing things, not only in his workshop but in front of about 35 members of our Club. If it works, fine, if it doesn't we have all learnt from someone else's attempt.

We had another fine lunch organised by Manny and Fiona. Show and tell followed with Ken Cooper at the helm with many well crafted items then the AGM followed. After the comedy show, Ken finished up his demo with the assembly of the stool which went together and stayed together without glue so well done Ken.

Ken Cooper is a good demonstrator and worth all of the dollars to see him. Hope he comes back to the Club very soon to cover another interesting topic with plenty of support from our members.

Many thanks Ken -- from Ken. Must be good with a name like that

### **Go git yo Momma.....**

A redneck family from the hills was visiting the city and they were in a mall for the first time in their lives. The father and son were strolling around while the wife shopped.

They were amazed by almost everything they saw, but especially by two shiny, silver walls that could move apart and then slide back together again.

The boy asked, "Paw, what's 'at?"

The father (never having seen an elevator) responded, "Son, I dunno. I ain't never seen anything like that in my entire life; I ain't got no idea'r what it is."

While the boy and his father were watching with amazement, a fat old lady in a wheelchair rolled up to the moving walls and pressed a button. The walls opened and the lady rolled between them into a small room. The walls closed and the boy and his father watched the small circular numbers above the walls light up sequentially. They continued to watch until it reached the last number and then the numbers began to light in reverse order. Then the walls opened up again and a gorgeous, voluptuous 14 year old blond woman stepped out.

The father, not taking his eyes off the young woman, said quietly to his son, "Boy, go git yo Momma..."

# Show and Tell

**Tony Simiana**



**Barbara Clarke**



Maple-Friction Polish



Pine-Friction Polish

**Anna Dawes**



Pine-Danish Oil



Pine  
Estapol

**Tony Motbey**



Acaica

Friction Polish



London Plane

Friction Polish



African Olive

Wax

**Lawrence Mifsud**



**Fred de Jonge**



Jacarandra and Rosewood



**Graham Dawes**



Cyprus Pine

Satin

**Steve Hitchcock**



Myall-Friction Polish

**Raymond Saich**



Rosewood and  
Mahogany

**Ken Cooper**



Merbau  
Lacquer

### **A FLORIDA COURT SETS ATHEIST HOLY DAY**

In Florida, an atheist created a case against Easter and Passover holy days. He hired an attorney to bring a discrimination case against Christians and Jews and observances of their holy days. The argument was that it was unfair that atheists had no such recognised days.

The case was brought before a judge. After listening to the passionate presentation by the lawyer, the judge banged his gavel declaring, "Case dismissed!"

The lawyer immediately stood and objecting to the ruling saying, "Your honour, how can you possibly dismiss this case? The Christians have Christmas, Easter and others.

The Jews have Passover, Yom Kippur and Hanukkah, yet my client and all other atheists have no such holidays..."

The judge leaned forward in his chair saying, "But you do. Your client, counsellor, is woefully ignorant."

The lawyer said, "Your honour, we are unaware of any special observance or holidays for atheists."

The judge said, "The calendar says April 1<sup>st</sup> is April fool's Day. Psalm 14:1 states, 'the fool says in his heart, there is no god.' Thus, it is the opinion of this court, that, if your client says there is no God, then he is a fool. Therefore, April 1<sup>st</sup> is his day.

Court is adjourned..."

You got to love a Judge that knows his scripture!



## Doctor Dementia – Skill Test



Can you meet the challenge? I did so I must be a Chip of a good block.

We've seen this with the letters out of order, but this is the first time we've seen it with numbers. Good example of a Brain Study: If you can read this OUT LOUD you have a strong mind. And better than that: Alzheimer's is a long long way down the road before it ever gets anywhere near you.

7H15                      M3554G3  
53RV35                    7O PROV3  
HOW                      OUR M1ND5 C4N  
D0                        4M4Z1NG 7H1NG5!  
1MPR3551V3              7H1NG5!  
1N                        7H3 B3G1NN1NG  
17                        WA5 H4RD BU7  
NOW,                    ON 7H15 LIN3  
YOUR                    M1ND 1S  
R34D1NG 17  
4U70M471C4LLY  
W17H                    0U7 3V3N  
7H1NK1NG                4B0U7 17,  
B3 PROUD! ONLY  
C3R741N                P30PL3 C4N  
R3AD                    7H15.  
PL3453                FORW4RD 1F  
U                        C4N R34D 7H15.

Only great minds can read this. This is weird, but interesting!

If you can read this, you have a strange mind, too.

Can you read this? Only 55 people out of 100 can.

I don't believe that I could actually understand what I was reading. The pronunciation of the human mind, according to research at Cambridge University, it doesn't matter in what order the letters in a word are, the only important thing is that the first and last letters be in the right place. The rest can be a total mess and you can still read it without a problem. This is because the human mind does not read vertically by itself, but the word as a whole. Amazing huh? Yeah and I always thought it was impossible! If you can read this forward it.

### **Quote of the month:**

Only Irish coffee provides in a single glass all four essential food groups: alcohol, caffeine, sugar and fat.- Alex Levine

### **Editorial**

Woodchip does not know what to think about the paucity of nominations for vacant positions at the AGM on Sunday. There were no nominations for some positions and for those positions where there were nominations there was only one. Does this mean that everyone is very happy with the way the Club is being run or does it indicate total apathy?

Anyway my reporters say that as the Club made good progress last year they have asked me to congratulate one and all on their re-election and wish them well for the coming year.

**Must Fly**  
**Woodchip**

## **ANNUAL GENERAL MEETING 14th JULY 2015**

Below is a brief summary of the AGM which was held on Sunday 14th July 2015.

### **Elections**

Your new committee is:

<b><u>President:</u></b>	<b>Bob Young</b>
<b><u>Vice President No. 1:</u></b>	<b>Paul de Belle</b>
<b><u>Vice President No. 2:</u></b>	<b>David Searle</b>
<b><u>Secretary:</u></b>	<b>Alan Eipper</b>
<b><u>Treasurer:</u></b>	<b>Paul Collins</b>

The Appointed Positions were then were declared as:

<b><u>Membership Secretary/Grants officer:</u></b>	<b>Raymond Saich</b>
<b><u>Maintenance Team:</u></b>	<b>Graham Dawes, Bob Young, Manny Farrugia and Dave Matthews</b>
<b><u>Catering Officer:</u></b>	<b>Fiona Deane assisted by Manny Farrugia</b>
<b><u>Editor:</u></b>	<b>Ron Fathers</b>
<b><u>Assistant Editor:</u></b>	<b>Jimmy Singh</b>
<b><u>Training Co-ordinator:</u></b>	<b>Ron Devine</b>
<b><u>Trainers:</u></b>	<b>Graham Dawes, Rod Brown, Alan Phelps</b>
<b><u>Librarian:</u></b>	<b>Gary Hansell</b>
<b><u>Shop Manager:</u></b>	<b>Paul Collins</b>
<b><u>Welfare Officer:</u></b>	<b>Stephen Attard</b>
<b><u>Ladies Day/Maxi Day Organiser:</u></b>	<b>Anna Dawes</b>
<b><u>Charity:</u></b>	<b>The Children's Ward, Mt Druitt Hospital</b>

**Alan Eipper**  
**Secretary**

# Nineteen Thirty Seven



I was born in thirty seven  
 Soon the world would be at war  
 And growing up our games reflected this  
 We played of guns and fighter planes  
 Of Japs and German spies



I would fire my wooden gun and never miss



My palls and I now played this game  
 And cowboys had no place  
 Catching spies was really what we'd do  
 But no one wants to be the spy  
 So Davy's dog will have to die



And every thing that looked suspicious too



We were sure if we'd been dropped in France  
 And joined the French Marque  
 We would end that War in less than half a day  
 We were named 'The Ozzie Heroes'  
 People cheered us round the world  
 And a Glass of milk and biscuits was our pay




**DEFENCE OF THE REALM, 1941**  
 MINISTRY OF FOOD.  
**BREACHES OF THE RATIONING ORDER**  
 The undermentioned convictions have been recently obtained:-

Local.	Date.	Name of Offender.	Sum.
HEYBURN	29th Aug. 1941	Indelicately obtaining and using ration books	£ 20/-
WEST BIRM	26th Aug. 1941	Being a trader's selling to black proper number of coupons	£ 20/-
SWYTHORN	22nd July, 1941	Obtaining meat in excess quantities	£ 40/- & 10/- each
OLD STREET	8th Sept., 1941	Being a retailer selling to unregistered customer	£ 20/- & 10/- each
OLD STREET	8th Sept., 1941	Not displaying sufficient coupons for meat sold	£ 10/- & 10/- each
CRESTER L.C. STREET	8th Sept., 1941	Being a retailer obtaining number of registered customer in excess of certificates deposited	£ 10/- & 10/- each
ROSDAYWOOD	7th Sept., 1941	Making false statement on application for and using ration books unauthoritarily	£ 10/- & 10/- each

Reference Book Case Sales for 1941  
 MINISTRY OF FOOD.

Oblivious of problems  
 The war brought to our door  
 Like rationing and shortages of power  
 I lived a life of fantasy  
 A war without a war  
 It kept me busy hour after hour



Neil Guthrie

# Safety Matters

## A Reminder about Workshop Safety

We must all keep in mind the importance of WORKSHOP SAFETY. Please THINK and ACT responsibly at all times.

It is up to all of us to fulfill our commitment by wearing at all times;

- ✓ Dust masks
- ✓ Protective glasses
- ✓ Suitable clothing
- ✓ Footwear
- ✓ Ear protection

It does not hurt to discuss safety with other members if they are not doing the right thing.

**REMEMBER..... It is your body and your limbs.....**



## TREND TIMBERS

SPECIALIST IN FINE WOODS

Established 1969 A third generation timber family



### YOUR 1 STOP WOODWORKING SHOP IN NSW

Over 100 species  
Select timbers for  
Cabinetmaking  
Furniture  
Joinery  
Woodturning  
Carving

#### TREND TIMBERS

15 Railway Road North,  
Mulgrave NSW 2756  
TELEPHONE: 02 4577 5277  
FAX: 02 4577 6846

Email: [sales@trendtimbers.com.au](mailto:sales@trendtimbers.com.au)  
[www.trendtimbers.com.au](http://www.trendtimbers.com.au)

Opening Hours  
ALL WELCOME!!  
Mon– Fri 8am-4pm  
Sat 8am-11.30am  
Closed  
Public Holidays &  
Long Weekends

"Setting the standard for Quality & Value"



## THE WOOD WORKER'S CHOICE!

Metal Working	Sheet Metal Fabrication	Wood Working	Cutting Tools	Machine Tool Accessories	Measuring Equipment	Workshop Equipment	Lifting Handling	School & Trade Equipment
---------------	-------------------------	--------------	---------------	--------------------------	---------------------	--------------------	------------------	--------------------------

**MBW-2 Mobile Base**  
 • 2 wheels with lever action for raising  
 • Perfect for moving machines  
 • 227kg capacity  
 • Min/Max: 279x279mm/482x1295mm  
 • Weight 8kgs

Order Code: W830



**\$94**

SAVE \$10.50

**RPR400S Roller Stand**  
 • 68kg load capacity  
 • 635 - 1050mm height adjustment  
 • 470mm steel roller

Order Code: R980

**\$44**

SAVE \$8.80



RECORD POWER

**hf-50 - Bench Top Router**  
 • 610 x 360mm cast iron table  
 • 8000 - 24000rpm variable speed  
 • 0 - 40mm spindle height  
 • 1.5kW / 2hp, 240V motor

Order Code: W846

Scheppach

**\$396**

SAVE \$22



**FREE!**  
 GAUGE WITH PURCHASE!  
 SIMPLY USE THE UNIQUE CODE

Conditions:  
 • 1 x Free Digital Height Gauge per Customer.  
 • Offer only valid with these advertised items.

VALUE \$42.35  
 W846

**DC-7 - Dust Collector**  
 • 2300 cfm - LPHV System  
 • 100mm x triple inlets  
 • 5 Micron fine filter bag  
 • 2.25kW / 3hp 240V motor

Order Code: W229



**\$572**

SAVE \$22

**L-612A - Belt & Disc Linisher Sander**  
 • 150 x 1220mm Belt  
 • 305mm dia. sanding disc  
 • Tilting table to belt & disc  
 • 1.5hp, 240V motor

Order Code: L109



**\$792**

SAVE \$33

**T-13S - Thicknesser**  
 • 330 x 152mm capacity  
 • Spiral cutter head with HSS inserts  
 • Smooth & quieter cutting  
 • 2.4hp, 240V motor

Order Code: W815

**\$723**

SAVE \$36



**T-380S Thicknesser**  
 • 380 x 150mm cap.  
 • Spiral cutter head with carbide inserts  
 • Digital height gauge  
 • 2 speed gearbox feed  
 • 2.2kw / 3hp, 240V motor

Order Code: W414S

**\$2,739**

SAVE \$176



Order Code: W382

**\$611**

SAVE \$38

**WL-18 - Swivel Head Wood Lathe**

- 310 x 900mm turning capacity
- Variable speed • 240V motor
- Includes bowl turning attachment faceplate, drive & live centres toolrest & stand

RECORD POWER

**BS350S Wood Band Saw**

- 340 x 230mm cap.
- Cast iron table
- 820 & 380 M/min blade speed
- 1125W / 1.5hp 240V

Order Code: R622

**\$1,320**

SAVE \$55



MEASURE TWICE CUT ONCE!

- TODD Staff Member



UNIQUE PROMO CODE

**WTNAUG**

ONLINE OR INSTORE!

BECOME A MACHINERY HOUSE MALE

- ✓ PAPERLESS WARRANTY
- ✓ TRACK YOUR ORDERS
- ✓ EXCLUSIVE OFFERS
- ✓ LATEST RELEASES

- ✓ ONLINE PROMOS
- ✓ CLICK & COLLECT
- ✓ COMPETITIONS
- ✓ NEWSLETTERS

\$20 \$50 \$100 \$50  
**\$70 FREE DISCOUNT VOUCHERS**

VIEW AND PURCHASE THESE ITEMS ONLINE AT  
[www.machineryhouse.com.au/WTNAUG](http://www.machineryhouse.com.au/WTNAUG)

**SYDNEY**  
 (02) 9890 9111  
 1/2 Windsor Rd,  
 Northmead

**BRISBANE**  
 (07) 3274 4222  
 625 Boundary Rd,  
 Coopers Plains

**MELBOURNE**  
 (03) 9212 4422  
 1 Fowler Rd,  
 Dandenong

**PERTH**  
 (08) 9373 9999  
 41-43 Abemethy Rd,  
 Belmont

Specifications & Prices are subject to change without notification. All prices include GST and valid until 01-09-15

07\_WTN\_AUG\_010815

## THE BACK PAGE

### Getting To Know Your Tools   Item 19   OIL FINISHING

#### OILS AN'T OILS.

I have been asked to discuss oil finishes. Basically there are 4 types of oils, Animal, Vegetable, Mineral and Oil Blends.

#### Animal oils

I have not even considered those as they are non drying. I also developed an aversion to this being made to drink cod liver oil as a kid.

#### Mineral Oils

I personally don't use them as I suspect they are non drying. I have heard of people getting good results with mineral oil and baby oil. Alan Phelps also has nice things to say about a product called "Penatrol".

#### Vegetable Oils

All vegetable oils are drying oils including castor oil. I have heard people advise the use of vegetable oil when finishing food holding objects. I would not recommend this as these oils can go rancid when they dry and taint the food. The most useful vegetable oils are Linseed oil and Tung oil.

#### Linseed Oil

Linseed oil is a byproduct of the manufacture of Linen. There are three grades Raw, Boiled and Refined. I always use Linseed oil for tool handles whether gardening or turning tools. A number of coats produce a lovely sheen and appears to strengthen the wood. Linseed oil on tool handles reduces the risk of blisters.

#### Tung Oil

Tung oil is an Asian product of the Tung tree. This oil produces a high sheen and a very hard surface. The product I used was Feast Watson Tung Oil.

#### Blends

Oil and varnish blends are commonly called Danish Oils. These consist of a mixture of Linseed oil, polyurethane and turpentine. Two readily available brands are Australia's Organ Oil and England's Rustin's Danish Oil. Both these products produce very nice if somewhat different finishes. You can make your own by mixing 1/3 each of Linseed oil, Polyurethane (Estapol) and Turpentine, mix thoroughly and store in a dark place.

#### Using

Be warned none of these finishes are instant and require patients and some effort. To finish, use a wipe on / wipe off method. Wipe (or brush) coats on, wait until it goes tacky and then wipe off. I use at least three coats lightly sanding between coats.

#### SAFETY WARNING

ALL oils WILL self combust if the rags are left bunched up. To dispose of used rags either place in a bucket of water or lay the rags out flat until they are dried, then dispose of them.

Steve Hitchcock

**Note.** As in all professions there are many and varied opinions and ways of doing things. This is true of wood turning. These articles are the results of my reading article publications.