

# WesTurn News

Issue 202

8<sup>th</sup> August 2017

Western Sydney Woodturners Inc  
Twin Gums Retreat, Corner Northcott Road and Diane Drive  
PO Box 4008, Lalor Park NSW 2147  
Web Site: [www.westernsydneywoodturners.com](http://www.westernsydneywoodturners.com)



## President's Report

Well another Annual General Meeting has been held and the Executive for last year has been re-elected unopposed for the next twelve months. I can only take from this that you the members are satisfied with the manner in which the club has been run.

On behalf of our president, and fellow members of the executive I say thank you for the vote of confidence. I would also like to express my thanks to all for the support that I have been provided with in filling in for Bob whilst he has been receiving medical attention and during his recovery. It was good to see him at the club for the AGM, albeit getting around a little slower than he has been.

To all the members who have provided support to the club by way of attending demos and Bunnings Bar-B-Q's and club functions as well as various activities around the club, I say thank you for your ongoing support. It would be nice if we had some new faces at these events instead of it being left up to the same old faces.

Here an old adage is quite appropriate: "Many hands make light work!"

As I stated in my report at the AGM, the executive is here to run the club for the members and I remind all members that we are here to listen to any constructive suggestions or ideas that they would like to see or be considered for the betterment of the club for its members. Any suggestion will be considered and any decision made will be conveyed back to the member either personally or at a general meeting.

I remind the members that if it is machines or tools that they are requesting they should firstly consider if it is a need or want basis, and where it can be set up to ensure safe operation, especially as space in the club is at a premium.

Ron Fathers and Jimmy Singh have decided to take a break from their roles as editor and assistant editor respectively and I would like to express my personal appreciation for the excellent job that they have done with getting the newsletter together and published each month.

Happy Turning.

Paul de Belle

# Club Committee

**President:** Bob Young (0408760131)

**Vice Presidents:** Paul de Belle and  
Danny Klajman

**Secretary:** Alan Eipper

**Treasurer:** Paul Collins

**Grants Officer & Membership Secretary:**

Raymond Saich OAM

**Catering Officer:** Ian Frith

**Librarian:** Ben Reardon

**Editor:** Maurie Knight

maurie.knight.mk@gmail.com

**Assistant Editor:** Danny Klajman

dklajman@hotmail.com

**Webmaster:** Lindsay McEwan

Lcmcewan@optusnet.com.au

**Training Co-ordinator:** Ron Devine

**Trainers:** Graham Dawes, Rod Brown,  
Alan Phelps, Maurie Knight

**Shop Managers:**

Paul Collins (JP)

**Stores, Equipment & Maintenance:**

Manny Farrugia, Dave Matthews

Graham Dawes (JP), Maurie Knight, Bob Young

**Welfare Officer:** Robert Stewart

robandgail@hotmail.com

If you have any problems or information concerning the club, please contact any of the above committee members.

## **FOR SALE**

Members don't forget we have some Cherry, Sapele, Walnut, European Oak and Alder bench tops for sale at the club!

## **FREE CORIAN**

White - 12mm and 20mm thick  
Black - 12mm thick

## **Shop items**

Triple "P"

Friction Polish

Sanding Sealer

Sandpaper

Club Shirts

Dust jackets

Club Badges

Pen Kits

Pen Blanks – Acrylics

Many more items also available

## **Shop Trading Hours**

Mon-Thurs: 9am – 10:30am

12:45 – 1:30pm

Friday nights: 7pm – 7:30pm

See Paul Collins or Bob Young for more details



Thanks to Michelle Rowland MP, The member for Greenway, for her continued support which includes the printing of this newsletter

# Club Trading Hours

Mon-Thurs: 8:30am – 4pm \$5

Friday Nights: 5pm – 9pm \$3

## **Third Saturday of the month:**

9am – 3pm \$5

Contact: Liam Healy – 0411560984

## **Ladies Day – Second Saturday of the month:**

\$5

Contact: Anna Dawes – 96386995

tandawes@optusnet.com.au

## **Maxi Day – Third Sunday of the month:**

From 9:30am (Lunch included) \$6

**20<sup>th</sup> August – NO MAXI DAY**

**17<sup>th</sup> September**

**15<sup>th</sup> October**

**19<sup>th</sup> November**

# Club Meetings

**Second Tuesday of the month – 7pm**

**8<sup>th</sup> August**

**12<sup>th</sup> September**

**10<sup>th</sup> October**

**14<sup>th</sup> November**

## **Pens Wanted for the Troops**

Can members please make and donate any pens for the troops. Please give them to the convenor on your day. Thank you so much!

Editors

## New Members

Welcome to all our new members this month. We hope your stay is both long and rewarding

Cara Jacques

Vicki Eipper

Luis Cortez

Tom Byrne

## Happy Birthday

Happy Birthday to all our members this month. We hope you have a great day with many more to come.

### Member Name

### Member Since

Toro George

January 2015

Leida Jedniuk

February 2012

Robert Ryan

April 2016

Jimmy Singh

September 2011

Ray Smith

December 2009

Tony Taylor

August 2016

## COMING EVENTS

### August

- Thursday 10<sup>th</sup> to Sunday 13<sup>th</sup> - Exhibition Park in Canberra, Mitchell – Craft and Quilt Fair (10am to 4:30pm) – Setup Wednesday 9<sup>th</sup>
- Thursday 17<sup>th</sup> to Sunday 20<sup>th</sup> - Newcastle Entertainment Centre, Broadmeadow - Stitches and Craft (10am to 4pm) Setup Wednesday 16<sup>th</sup>
- Saturday 19<sup>th</sup> Bunnings BBQ – Seven Hills (7am to 4:30pm)
- Saturday 26<sup>th</sup> – Rivergum Markets (10am to 3pm)
- **Any members interested in going to these events please put your name on the clipboards at the club**

### New editors

Congratulations and thank you to Maurie and Danny for offering to take over the editor and assistant editors job this year as Jimmy and I decided to step down for a break after 3 years doing the job.

Not having had any experience at doing the editing it was interesting and enjoyable in many ways. I'd like to thank all those members who contributed to the newsletter either regularly or when needed. Without those articles and reports your newsletter would be very boring.

Please support Maurie and Danny by offering to write a report if you are attending a demo or a show. Anything that you think other members might find interesting.

Finally, thanks to Jimmy, my assistant and computer whiz. He is so fast putting things together and moving things around, he leaves me for dead. Things that were taking me an hour he would do in 10 minutes but, I did get better as time went on. So, Jimmy, thanks mate.

To Maurie and Danny good luck with your new challenge and Jimmy and I will be there to assist with the changeover.

Ron Fathers - ex editor

### Members Welfare

Our members welfare is important to our club. Please let me know if you or someone you know is unwell, or worse still no longer with us. Let me know at email address [robandgail@hotmail.com](mailto:robandgail@hotmail.com) If anyone is missed be assured that the good wishes and sympathies of our club are with you and your family.

For July, get well cards have been sent by your club to: -

- Manny Farrugia. We all wish Manny well and hope that he will soon return to good health. He has seen enough of hospitals for a while.

Rob Stewart

## **B S FROM THE BUSH**

Hi Guys, another month has gone by and I am sitting at the computer thinking of what to say for this month. Just got back from Sydney where Chris and I attended the Christmas in July luncheon. Real good to catch up with those who I don't see throughout the year, but still very disappointing only about 30 members attended the function.



We had some rain on the way back to Wellington. From the Blue Mountains to Orange we had rain and then showers to Wellington. Very good to see as I have been doing a lot of digging over the last month trying to get the side of the shed/workshop/gallery(which ever) dug up and planted ready for spring. Talking about the seasons, what about this winter, over the last 3 weeks, I think we have had about 5 frost free mornings. We had a very hot summer and now a very cold winter. Still prefer the winter though.

Talking to members at the Christmas luncheon, a few mentioned they enjoyed my little contribution to the newsletter which was very pleasing to hear. That leads me into the second photo which was taken just after the set up for the Lions DG Changeover. If that needs explaining let me know and I will do so next time (as if). Last month I mentioned that the table centre pieces were made by yours truly, not to noticeable in this photo but checkout last month's edition.

Life is going to get a little hectic in the coming weeks. Wellington is celebrating its bicentennial this month with a lot of things happening, one of which is the Lions BBQ in the park where I am cooking with one hand and demonstrating woodturning with the other. Hope it sorts itself out. That's the 19<sup>th</sup> Aug. The weekend before is the WE ROCK 4WD competition. Check it out on the net. We did the catering last year, perhaps you remember me mentioning it in my report (you remember, right). It's a 3 day event so we do breakfast, lunch and dinner with great entertainment Saturday evening. Last year it was a dude, hope for better things this year, the weather at this point is much better to start with. Stay tuned, full report to come in coming issues of WESTURN NEWS.

Coming to the end now so the AGM has come and gone (did anyone notice?) I have to thank the outgoing executive for all their efforts over the last year and wish the incoming executive the best of luck because you will need it. Oh, sorry, it stayed the same, wipe that, and just say to all members of this great club, get off your ass and support your club.

A very special mention to my friend and hope your friend, Ron Fathers, who is stepping down from being our editor in chief, with his assistant Jimmy Singh. They have worked hard on the newsletter to get it to where it is today. Continually asking people to do reports, not easy. All the best Ron and Jimmy, and best of luck to Maurie and Danny incoming editors.

Ken Vodden

## DEFIBRILLATOR TRAINING

Recently a motion was passed at a monthly meeting to purchase an Automatic External Defibrillator (AED). An AED has been purchased, from the Defibshop and installed in a cabinet on the wall outside the entry to the toilets. The cabinet door is alarmed to prevent tampering and theft as well as alerting members that there may be a need to use the device on a patient.

Personnel from the Defibshop (one of whom was a paramedic) conducted a well-attended and very informative training session at the club on the night of Monday 24 July 2017

Important points emphasised in the training include:

- The Defibrillator is a portable unit with the case containing everything required to prepare and shock the patient.
- Quick action is very important in assessing the situation, calling an ambulance and using the Defibrillator (if appropriate) whilst waiting for the ambulance. **In the event of a cardiac incident every minute lost reduces by 10% the prospects of a full recovery.**
- Use of the Defibrillator is appropriate when a collapsed patient is unconscious and not breathing or not breathing properly.
- Immediately the Defibrillator is turned on it “talks to the user” giving clear step by step instructions on what should be done.
- As well as using the Defibrillator the patient should also be given “cardiac compressions” at the rate of 2 per second in time with the Defibrillators metronome.
- The Defibrillator can be used on patients who are fitted with either a Pacemaker or an implanted Defibrillator because if the patient is unconscious and not breathing or not breathing properly it could mean their own device is not working.
- The Defibrillator is fully automatic and will not activate unless it assesses the patient needs to be shocked.

A DVD on the use of the Defibrillator has been supplied to the club and is in the library.



Alan Eipper

## Maxi Day with Colin Hunter

Maxi Day for July was held on Sunday the 16<sup>th</sup>. The presenter was Colin Hunter and his home port is the Hornsby Woodturning Men's Shed. Colin has had about 14 years as a turner so he is not without some knowledge of his craft. He demonstrated 3 different items; a seedling pot press, a cube within a cube and a peppermill.



First up was the pot press. This was simply a 100mm x 50mm round piece of wood with a rounded dome top, a base, decorated with some burnt rings around it. The uniqueness of this piece was that a strip of newspaper was wrapped around it, pressed into the base and then the cylinder that was formed was filled with seedling potting mixture and a plant seed. Once the seed has

sprouted it is put into the ground; a quick and easy way to plant out seedlings. The finish that Colin applied was Shithot Waxstik made by U-Beaut Products.

The next item was a cube within a cube; more precisely it was 2 cubes within a cube. This started off as a 60mm dressed block of preferably tight grained wood. This block was chucked and the process of drilling out the faces started; firstly, with a 47mm Forstener bit, followed by a 25mm and lastly a 12mm bit. This was done on all the 6 faces in exactly the same way. The resulting block resembled a block of Swiss Cheese by the time Colin



was finished. The hardest part to do was next and that was to separate the cubes from the main body so they all moved independently of one another. A very tricky and painstakingly slow process followed, Colin being very careful not to break any of the parts. Bit by bit the process was finished and each cube finally became independent of the main piece. A great exercise in patients and meticulous attention to detail resulted in an excellent finished product that is sure to impress any who view it.



After lunch, which, by the way was great and we thank Ian and Paul for their work in the kitchen, Colin's final demo was a Peppermill incorporating a Gary Pye Woodturning Supplies 12" ceramic mechanism. Colin started with a prepared piece about 11" long. This was used as the main body first by drilling out the bottom with a 47mm Forstener bit, 7-8mm deep. The centre was then drilled out using a 22mm twist drill. The piece was then turned around and drilled out with a 38mm Forstener bit. Next, the barrel was shaped

from 55mm on the top to 70mm on the bottom end, then decorated and polished. The knob was then turned and checked for fit. Next the mechanism was fitted and checked that it all worked properly. The overall shape was that of a lighthouse.

Colin's demo day closed about 3:00pm and we all agreed that it was both informative and well-presented and we look forward to the next time Colin demonstrates for us.



Les Coombes

### Linnwood House Demonstration

Chilly start to the day at only 8 degrees but it was well attended by Dave Matthews, Rob Stewart, Rohan McCardell, Don Nixon and myself.

There was an excellent array of products ranging from cheese platters, bowls, chopping boards, kaleidoscopes and of course, pens.

Our position at the house meant that we were cold all day, but, with a steady stream of patrons we were kept busy enough to not think about the cold.

Maurie Knight



WHY

Why is someone who is feeling great 'on cloud nine'?

BECAUSE

Types of clouds are numbered according to the altitudes they attain, with nine being the highest cloud. If someone is said to be on cloud nine, that person is floating well above worldly cares.

# Show and Tell

Les Prichard



Steve Hitchcock



Oak – Wax



Oak & Glut



Glut & Music Wire – Linseed Oil



Rob Stewart



Various – Grape Seed Oil



Various – Triple P & Glow

Colin Hunter



Barbara Clarke



Red Gum - Triple P & Friction Polish



**Annual General Meeting of Western Sydney Woodturners Inc. No. 9885415**  
**Held at Lalor Park on 16 July 2017**

**President's Report**

Mr. de Belle expressed his thanks and appreciation to the outgoing Executive and Committee Members through whose efforts the Club had had another successful year. He also thanked those members who had contributed to the various activities throughout the year such as demonstrations, Bunnings BBQs, training and other club activities. Mr. de Belle also reflected upon the loss of those members who had passed away during the year.

Mr. de Belle referred to the equipment that had been purchased during the year and also acknowledged the tools that had been generously donated by Bunnings as well as the tools and equipment that had been donated by past members and members of the public. He expressed his thanks to members whose efforts had resulted in the club having a very good standing in the community which is demonstrated by the number of invitations the club receives to participate in community events. The support members give to the club charity, the Children's Ward at Mt Druitt hospital generates approximately \$8,000.00 per year, creates much public good will and very positive publicity in the local media.

In closing Mr. de Belle reminded members that it was their club and that the Executive do the best they can to run the club in a manner that is in the best interests of members. He urged members who have a concern with the way the club is being run or have a suggestion to come forward and discuss it with the incoming Executive.

Mr. Young endorsed Mr. de Belle's comments and thanked members for their support during the past year.

The results were as follows.

<b><u>President</u></b>	Mr. Bob Young
<b><u>Vice Presidents</u></b>	Mr. Paul de Belle and Mr. Danny Klajman
<b><u>Secretary</u></b>	Mr. Alan Eipper
<b><u>Treasurer</u></b>	Mr. Paul Collins
<b><u>Membership Secretary/Grants officer</u></b>	Mr. Raymond Saich OAM
<b><u>Editor</u></b>	Mr. Maurie Knight
<b><u>Assistant Editor</u></b>	Mr. Danny Klajman
<b><u>Librarian</u></b>	Mr. Ben Reardon
<b><u>Catering Officer</u></b>	Mr. Ian Frith
<b><u>Maintenance Team</u></b>	Mr. Bob Young, Mr. Maurie Knight, Mr. Dave Matthews, Mr. Emanuel Farrugia and Mr. Graham Dawes.
<b><u>Training Co-ordinator</u></b>	Mr. Ron Devine
<b><u>Trainers</u></b>	Mr. Graham Dawes, Mr. Rod Brown, Mr. Alan Phelps and Mr. Maurie Knight.
<b><u>Shop Manager:</u></b>	Mr. Paul Collins
<b><u>Welfare Officer</u></b>	Mr. Robert Stewart
<b><u>Ladies Day/Maxi Day Organiser</u></b>	Mrs. Anna Dawes


## Christmas in July

Maybe we should have changed the venue for our Christmas in July as the record warmest day in July reached 27 degrees, it would have been nice on the beach. However, Northmead Bowling Club is where it was held again and I don't think anyone was disappointed, I certainly wasn't.

About 30 of us gathered there, mostly familiar faces that know the foods good and the company even better. A few of the regulars couldn't make it this time unfortunately. I had the grilled perch with mash and vegetables and it was delicious. As I looked around I noticed the pork dish was very popular too. All the meals I saw were a good size and everything looked nice and fresh.

A lot of stories were exchanged and we all had a good laugh. It was good to see Bob making good progress after his big operation and catching up our country hillbillies from Wellington, Ken and Chris.

A nice social event that more people would enjoy if they came along next time. Finally, a big thank you to Rohan for organising everything, well done. Ron Fathers





## The “Green Thing”



A mature lady was checking out her purchases at the store when the young cashier suggested to her that she should bring her own grocery bags, because plastic bags were not good for the environment. The lady apologized to the young girl and explained, “We did not have this “green thing” back in my earlier days.”

The young cashier responded, “That’s our problem today. Your generation did not care enough to save our environment for future generations.”

The older lady said that she was right – our generation didn’t have the “green thing” in its day and went on to explain:

Back then, we returned milk bottles, soft drink bottles and beer bottles to the store. The store sent them back to the plant to be washed and sterilized and refilled. The same bottles were used over and over again. They really were recycled but we didn’t have the “green thing” back in our day.

The cashier packed our purchases in brown paper bags that we used for numerous things, including covering our children’s school books. This was to ensure that public property (the books provided for our use by the school) was not defaced by our scribbles. We personalised our books on the brown paper bags and returned them at the end of the year so that they could be used again next year.

We walked up stairs because we didn’t have escalators in every building. We walked to the shops and didn’t climb into a 300 horsepower machine every time we had to go two blocks.

Back then we washed the baby’s nappies; we did not throw them away after they had been used once. We dried our clothes on a line not in an energy-gobbling machine. Wind and solar power really did dry our clothes back in our early days. Kids had hand-me-down clothes from their brothers or sisters and did not demand new brand name clothing.

But you are right we didn’t have the “green thing” back in our day.

Back then we had one TV or radio in the house we did not have a TV in every room. In the kitchen we blended and stirred by hand. When we posted a fragile item we carefully wrapped it in newspaper we did not use Styrofoam or plastic bubble wrap that ended up in the garbage tip. We used human power to push the lawn mower and we exercised by working not by buying an electric tread mill to walk on while we watched TV.

In the office we drank water from a fountain and did not throw away a plastic or paper cup every time we wanted a sip of water. We refilled our pens when they ran out, we did not throw them away and get a new one.

But, you are right we didn’t have the “green thing” back in our day.

To go to school children caught public transport, walked, rode their bikes or in the country road a horse. They did not go half a mile on a school bus or in mum’s car that was belching emissions.

But, you are right we didn’t have the “green thing” back in our day.

I think it is sad that your generation laments how wasteful we old folks were because we didn’t have the “green think” back then. But young lady you should understand that I also think it is sad you can’t give me the correct change without your cash register telling you the amount, and you get all flustered if the total cost is \$19.20 and I hand you a \$20.00 note and a 20c coin. You have a nice day.

**Quote of the month:** *By the time a man is wise enough to watch his step, he's too old to go anywhere. - Billy Crystal*

**Must Fly Woodchip**

# Members who make sawdust



George



Mark



Denis



Ilan


John



Rohan



Rob











Tony



Lawrence

## Red Gum

**Red Gum** may refer to any of a number of species of *Eucalyptus* or the closely related *Corymbia*, including

	<i>Corymbia calophylla</i>	<i>Eucalyptus camaldulensis</i>	<i>Eucalyptus macrorhyncha</i>	<i>Eucalyptus tereticornis</i>
				
<b>Common Names</b>	Red Gum or <b>Marri</b>	Red Gum, Murray Red Gum or <b>River Red Gum</b>	Red Gum, <b>Red Stringybark</b>	Red Gum or <b>Forest Red Gum</b>
<b>Distribution</b>	Native of Western Australia, called red gum due to the red gum effusions often found on trunks.	A plantation species in many parts of the world, native to Australia and found typically along inland water courses. The most widespread Eucalyptus in Australia.	The tree occurs mainly on ranges and tablelands of New South Wales, ACT and Victoria	Southern coastal and subcoastal parts of New South Wales to the wet tropics of northern Queensland
<b>Height</b>	Up to 40m	Up to 30m	Up to 30m	Up to 50m
<b>Density</b>	850 kg/m <sup>3</sup>	900 kg/m <sup>3</sup>	900 kg/m <sup>3</sup>	1050 kg/m <sup>3</sup>
<b>Janka Hardness</b>	7.1 kN	10.0 kN	8.7 kN	12.0 kN
<b>Appearance</b>	rough tessellated grey-brown to red-brown bark that extends over the length of the trunk and branches	smooth bark white, cream and pale grey with yellow, pink or brown patches.	Heartwood is a pale red brown with creamy sapwood approximately 50mm wide. Often has interlocked grain and fiddleback figure.	A large hardwood that grows right up the east coast of Australia. Very red in colour with interlocked grain.
<b>Uses</b>	Increasingly featured in modern household furniture	Used for heavy construction, railway sleepers, flooring, framing, fencing, plywood and veneer manufacture, wood turning, firewood and charcoal production.	Light construction (fencing, framing, posts, poles) to engineering (sleepers, bridge & wharf construction). All types of furniture and bench tops.	Heavy construction, high quality fuelwood, industrial charcoal, flooring and decking. Specialty timber for quality furniture.
<b>Timber</b>		 <small>River Red Gum</small>	 <small>Red Stringybark</small>	 <small>Forest Red Gum</small>

Sourced from *Wikipedia*, *Forest Products Commission WA*, and *Monaro Timber*

From *Sibec*

# Safety Matters

## A Reminder about Workshop Safety

We must all keep in mind the importance of WORKSHOP SAFETY. Please THINK and ACT responsibly at all times.

It is up to all of us to fulfill our commitment by wearing at all times;

- ✓ Dust masks
- ✓ Protective glasses
- ✓ Suitable clothing
- ✓ Footwear
- ✓ Ear protection

It does not hurt to discuss safety with other members if they are not doing the right thing.

**REMEMBER.....**      **It is your body and your limbs.....**



## TREND TIMBERS

SPECIALIST IN FINE WOODS

Established 1969 A third generation timber family



### YOUR 1 STOP WOODWORKING SHOP IN NSW

Over 100 species  
Select timbers for  
Cabinetmaking  
Furniture  
Joinery  
Woodturning  
Carving

**TREND TIMBERS**  
15 Railway Road North,  
Mulgrave NSW 2756  
**TELEPHONE: 02 4577 5277**  
**FAX: 02 4577 6846**  
Email: [sales@trendtimbers.com.au](mailto:sales@trendtimbers.com.au)  
[www.trendtimbers.com.au](http://www.trendtimbers.com.au)

Opening Hours  
**ALL WELCOME!!**  
Mon- Fri 8am-4pm  
Sat 8am-11.30am  
Closed  
Public Holidays &  
Long Weekends



## THE WOOD WORKER'S CHOICE!

CNC Machinery	Metal Working	Sheet Metal Fabrication	Wood Working	Workshop & Automotive	Lifting Handling	Cutting Tools	Machine Tool Accessories	Measuring Equipment
---------------	---------------	-------------------------	--------------	-----------------------	------------------	---------------	--------------------------	---------------------

**Model 480 Professional Engraver**  
 • Ergonomic design  
 • 100 strokes per minute  
 • Adjustable penetration depth  
 • Includes 4 engraving points



Order Code: R990  
**\$89**  
 SAVE \$10

**RSH-970 Roller Stand**  
 • 800kg load capacity  
 • 580 - 970mm height adj.  
 • Ø52 x 350mm steel roller  
 • Cast iron construction



Order Code: W3434  
**\$89**  
 SAVE \$10

**DS19 Compact Drill Stand**  
 • 125mm throat  
 • 67mm stroke  
 • 43mm drill collar  
 • Rack & pinion up/down



Order Code: R9526  
**\$119**  
 SAVE \$13

**FREE BOOK WITH PURCHASE**  
 USE UNIQUE CODE

Conditions:  
 • 1 x Book per Customer.  
 • Offer only valid with these advertised items

**VALUE \$38**  
 L345

Handy Workshop Tips & Techniques

**DC-3 Dust Collector**  
 • 1200 cfm - LPHV system  
 • Portable on wheels  
 • 5 Micron fine filter bag  
 • 1.5kW/2hp, 240V



Order Code: W394  
**\$349**  
 SAVE \$25

**HA-1000 Dust Collector**  
 • 109cfm HPLV system  
 • 5 micron filter  
 • 50 litre tank  
 • 1.5hp, 240V motor



Order Code: W885  
**\$169**  
 SAVE \$18

**bts 900x Belt & Disc Linisher Sander**  
 • 100 x 915mm belt  
 • Tilting table & mitre guide  
 • Ø150mm disc  
 • 370W 240V



Order Code: L105  
**\$219**  
 SAVE \$23

**WSC-100 Scroll Chuck**  
 • 100mm body diameter  
 • 4 jaw self centring  
 • 0.2mm tolerance  
 • Internal or external



Order Code: W370  
**\$149**  
 SAVE \$16

**T-13S Thicknesser - Bench Mount**  
 • 330 x 152mm capacity  
 • Helical cutter head with HSS inserts  
 • Smooth & quieter cutting  
 • Anti-kick back fingers  
 • 2.4hp, 240V motor



Order Code: W815  
**\$689**  
 SAVE \$70

**B-18V - Scroll Saw**  
 • Tilting table 0-45°  
 • 450mm throat capacity  
 • 120W / 240V motor  
 • Variable speeds  
 • Includes light, air blower



Order Code: W352  
**\$269**  
 SAVE \$28

**PJ-6B - Bench Planer Jointer**  
 • Built-in dust fan with collection bag  
 • 153mm capacity  
 • 10000rpm blade speed  
 • Cast iron table & fence  
 • 1.1kW / 1.5hp 240V



Order Code: W618  
**\$389**  
 SAVE \$40

**DML305 Cast Iron 6 Speed Midi Wood Lathe**  
 • 305 x 393mm turning capacity  
 • 6 spindle speeds 350-3250rpm  
 • Cast iron head, bed & tailstock  
 • 375W/1/2hp, 240V  
 • Includes drive & live centres



Order Code: R805  
**\$499**  
 SAVE \$40

**HS120 Table Saw**  
 • Ø315mm TCT blade  
 • 550 x 800mm work table  
 • Tilt arbor 45°  
 • 3hp, 240V motor



Order Code: W443  
**\$449**  
 SAVE \$46

**BP-360 Wood Band Saw**  
 • 340 x 225mm capacity  
 • Cast iron table tilts 45°  
 • 2 x blade speeds  
 • LED lighting  
 • 1.1kW / 1.5hp 240V



Order Code: W955  
**\$739**  
 SAVE \$53

CALL INTO OUR SHOWROOM FOR PROFESSIONAL ADVICE ON HAFCO TOOLS & EQUIPMENT

- CEYLAN Staff Member



UNIQUE PROMO CODE

**WTURN17**

ONLINE OR INSTORE!

VIEW AND PURCHASE THESE ITEMS ONLINE AT [www.machineryhouse.com.au/WTURN17](http://www.machineryhouse.com.au/WTURN17)

**SYDNEY**  
 (02) 9890 9111  
 1/2 Windsor Rd, Northmead

**BRISBANE**  
 (07) 3274 4222  
 625 Boundary Rd, Coopers Plains

**MELBOURNE**  
 (03) 9212 4422  
 1 Fowler Rd, Dandenong

**PERTH**  
 (08) 9373 9999  
 11 Valentine St, Kewdale

Specifications & Prices are subject to change without notification. All prices include GST and valid until 31-08-17

## THE BACK PAGE

### ITEM NUMBER 41

### FORSTNER BIT SHARPENING

Before we go into sharpening a few details about the bits themselves. As with most tools these days their quality is generally associated with price consequently there are a lot of variables with the "Forstner Bit"

As you can appreciate if there is a box containing eight or more bits and an individual bit can cost the same amount then the quality difference can be considerable.

In saying that a boxed set of Forstner bits is more than adequate for the home handy man or someone who looks after their tools and does not abuse them.

Manufacturers and distributors are very guarded in their advice and for understandable reasons, consequently they suggest it is more sensible to replace a worn out bit with a new one when they are blunt or worn out. Generally, the replacement one will be slightly more expensive and be of better quality than the damaged one. Also the cost of having the Forstner sharpened professionally is far greater than the cost of a replacement.

When using these bits they should be used at a very slow speed similar to that of a drill bit when drilling wood, acrylic etc., the amount of pressure to apply is determined by the type of wood be it either hard or soft and should never be forced to the point of burning either the timber or the Forstner bit itself.

If the above situation is evident then the you should STOP and analyse the situation before proceeding. Check if the Forstner bit is blunt (may need replacing or sharpened) the wood is too hard for the Forstner or the drilling speed is to fast or slow.


It should always be remembered that there are commercial and industrial Forstner bits available for hard woods and special occasions and these should be used where needed.

Sharpening a Forstner bit has been known to be controversial, there are many different views but the most logical, successful method and recommended by the majority is by filing the back edge of the cutting blade and using a triangle file on the back edge of the saw shaped teeth around the outside diameter (reading this gives the impression that the cutting edges are of a poor quality material if they can be filed). This in itself suggest that they will not take any abuse and should be treated for what they are.

The cutting blade on the Forstner bit that has no teeth around the outside diameter should also only be filed on the back edge of the cutting blade and by using a round / half round file on the inside of the diameter rim again the use of a file indicates the softness of the tool.

Remember the rule: Little often as with all tools it is better to do minor touch ups periodically than to leave it to long and have to do a major sharpening. A blunt Forstner bit won't cut clean, neat holes like it is supposed to and could be hazardous to use.

Other tools for sharpening are slip stones (flat, triangle and round) and diamond flat file boards.



Eddie C.

**Note:** As in all professions there are many and varied opinions and ways of doing things. This is true of wood turning. These articles are the results of my reading article publication