

# WesTurn News

Issue 174

10th February 2015

Western Sydney Woodturners Inc  
Twin Gums Retreat, Corner Northcott Road and Diane Drive  
PO Box 4008, Lalor Park NSW 2147  
Web Site: [www.westernsydneywoodturners.com](http://www.westernsydneywoodturners.com)



## President's Report

Well, Christmas has come and gone and we start again. I wish everyone a Happy and Healthy New Year.

Our First for the year was a demonstration at Third Settlement Park at Old Toongabbie on Australia Day, starting at 7a.m. The rain kept away and it was a very pleasant morning. Our Charity did very well and members managed to sell a few items. Then off we went to Bunnings at Abbott Road for a barbecue with a good rollup of members to help. Well done everyone as we had a very hectic day of cooking and serving sausage sandwiches and drinks. Again our Charity did well and a couple of prospective new members asked for information.

Our next outing will be the Stitches and Craft Show over five days at Rosehill Racecourse on 4<sup>th</sup> to 8<sup>th</sup> March, with set up the first day and four days of demonstrations. We also have a demonstration on Sunday 8<sup>th</sup> March at Linnwood House so it will be a very busy time.

If anyone who can make some Charity Bowls it would be much appreciated, as we sell a lot of them at all of the shows we attend.

Mentoring is back in full swing with students from Seven Hills High School attending for the term. I gratefully thank the Mentors for volunteering again this year, it is very much appreciated.

Don't forget, we have a large supply of cut timber out back for purchase.

Until next time Happy Turning.

Bob Young.

## 2014 Club Committee

**President:** Bob Young (0408760131)

**Vice Presidents:** Paul Collins and David Searle

**Secretary:** Alan Eipper

**Treasurer:** Paul De Belle

**Grants Officer & Membership Secretary:**

Raymond Saich

**Catering Officer:** Fiona Deane

**Librarian:** Gary Hansell

**Editor:** Ron Fathers

ron1947@optusnet.com.au

**Assistant Editor:** James (Jimmy) Singh

Jimmy-Woodturner@hotmail.com

**Webmaster:** Lindsay McEwen

Lcmcewen@optusnet.com.au

**Training Co-ordinator:** Ron Devine

**Trainers:** Graham Dawes and Rod Brown

**Shop Managers:**

Paul Collins (JP) and Bob Young

**Stores, Equipment & Maintenance:**

Manny Farrugia, Dave Matthews,

Graham Dawes (JP)

**Welfare Officer:** Eddie Catford

If you have any problems or information concerning the club please contact any of the above committee members.

### Shop items

Triple "P"

Friction Polish

Sanding Sealer

Sandpaper

Club Shirts

Dust jackets

Club Badges

Pen Kits

Pen Blanks – Acrylics

Many more items also available

### Shop Trading Hours

Mon-Thurs: 9am – 10:30am

12:45pm – 1:30pm

Friday nights: 7pm – 7:30pm

See Paul Collins and Bob Young for more details



Thanks to Michelle Rowland MP, The member for Greenway, for her continued support which includes the printing of this newsletter

### Club Trading Hours

Mon-Thurs: 8:30am – 3:30pm \$5

Friday Nights: 6:30pm – 9pm \$3

#### Third Saturday of the month:

9:30am – 3:30pm \$5

21<sup>st</sup> February

21<sup>st</sup> March

18<sup>th</sup> April

Contact: Liam Healy – 0411560984

#### Ladies Day – Second Saturday of the month:

14<sup>th</sup> February

14<sup>th</sup> March

11<sup>th</sup> April

Contact: Anna Dawes – 96386995

tandawes@optusnet.com.au

#### Maxi Day – Third Sunday of the month:

From 9:30am (Lunch included) \$6

15<sup>th</sup> February 2015 – Darryl Smith (off centre turning)

15<sup>th</sup> March - Alan Phelps

19<sup>th</sup> April - John Croak

### Club Meetings

#### Second Tuesday of the month – 7pm

10<sup>th</sup> March

14<sup>th</sup> April

### Wood for Sale

Members don't forget that we have lots of wood for sale out the back so please take a look and buy some. The varieties are: African Olive, African Yellow wood, Swamp Mahogany, Camphor, Banksia, White Cedar, London Plane, Jacaranda, Tallow wood, Silky Oak. For more information ask the convenor for the day.

## New Members

Welcome to all our new members this month.  
We hope your stay is both long and rewarding

Chris Hawkins	Luke Swannell
Toro George	Haydn Gilchrist
Akram Zaki	Gurmail Sian
Alex Szabo	Sid Sanbaiah
Zuleica Hartmann	Tony Hartmann
Justin Kahane	Ben Kahane

## Happy Birthday

Happy Birthday to all our members this month.  
We hope you have a great day with many more to come.

Mehmet Colpan	Steve Creighton
Graham Dawes	Fiona Deane
Manny Farrugia	Thomas Halford
Wayne Hipwell	Hans Loomans
David Malcolm	Allan Perry
Tony Simiana	George Wells

### Club Badges

If anyone who hasn't received their name tag yet or if you need a new one, please let me know and I will make you one when I can.

Jimmy Singh

## Coming Events

### March

- **Stitches & Craft Show Rosehill** – Wednesday 4<sup>th</sup> to Sunday 8<sup>th</sup>
- **Linwood House** – Sunday 8<sup>th</sup>

### April

- **Trend Timbers Open Days (Demo Only)** – Friday 17<sup>th</sup> and Saturday 18<sup>th</sup>

**Any members interested in going to these events please put your name on the clipboards at the club**

**MEMBERS - We need more charity bowls. Please make as many as you can 😊**

### Welfare Report

Back for another year and hope most had a happy holiday season but for those who had hospital visits and ongoing illnesses that persisted I hope you are nearing the end and starting to feel much better.

For those members who have had bereavements we extend our deepest sympathy.

I continually remind you that the wives and family of our members are important to us and I am always interested in hearing if they have been ill so I can send them a card.

Can I also remind you some individual members closest friends are having problems and encourage you to stay in close contact with them for support as it can be times like this that they need you most.

Eddie C

### Librarian Report

Thank you to those who have returned outstanding library Books and DVDs.

However there are still some that have not yet re-appeared, particularly in the book area.

I have had great difficulty in tracing some books and the only conclusion I have come to is that some members have taken out books and not done the borrowing entry in the book. PLEASE REMEMBER TO LOG OUT YOUR BORROWINGS.

ALSO BE SURE TO ENTER YOUR CLUB MEMBER NUMBER.

Library Items are there for the benefit of ALL and the time of borrowing (1 MONTH) should not be overlooked.

I trust this will not be too difficult and in the future it will assist in tracing outstanding items.

Happy Turning – P.S. two new bound books have been added to the library.

- 161 - Basic Box Making and 162 - Identifying Wood Gary

## **B S from the Bush**

If you stop and think about 15 years ago, yes FIFTEEN years, we were talking about the Olympic Games and the millennium bug. How time flies bye. Anyway, I wish all members and all those who read this report a very Happy, Healthy and Informative (learn something new) New Year.

To start with, it was good to get back to the club just before Christmas, although attendance was down on the Thursday and I could not speak to all those I wished to. The Friday night was a little quiet as well. Friday nighters' were the people I wished most to say ' g'day ' to, as I didn't have a chance to before I left Sydney.

I heard there were a few hassles regarding the Christmas party. I enjoyed the evening, a slow start but what is a party, the food or the company. Company was good, the food was good but slow to start with. Congratulations to the person who suggested the venue and getting it organised. How slack would it be not having a Christmas Party?

Christmas was good for me, being back in Sydney with the family and those I care about. The New Year is going to be something again.

2015 is a new year and I wish for so much but I do think of those less fortunate than me. We choose the path and take the consequences. It is now the 15<sup>th</sup> of January, the Council has passed the plans for the shed and the builder has marked out where the shed is going to be and confirmed with a phone call this morning, he will be here to excavate the site tomorrow. It has been 3 months to get this far, life is boring without my workshop and so much is going through my head.

People said it is so hot here, yes, we have had some hot days(30 to 35) but the last week or so we have had some decent, steady rain, everything has greened up and looking great. The trouble is, you have to cut the grass every other day.


We might have a good whinge about our lives and everything affecting it but please consider all those in the world who do not have control of their lives. LIFE IS GOOD. PLEASE MAKE THE BEST OF 2015.



PHOTO SHOWING GREEN GRASS AND THE NEW TOY



SHED SITE BEING EXCAVATED



PLUMBING DONE, PARTLY FORMED UP  
AND REO READY TO GO IN



CONCRETE BEING POURED

Cheers Ken

# Safety Matters

## A Reminder About Workshop Safety.

We must all keep in mind the importance of WORKSHOP SAFETY. Please THINK and ACT responsibly at all times.

It is up to all of us to fulfil our commitment by wearing at all times;

- ✓ Dust masks
- ✓ Protective glasses
- ✓ Suitable clothing
- ✓ Footware
- ✓ Ear protection

It does not hurt to discuss safety with other members if they are not doing the right thing.

**REMEMBER..... It is your body and your limbs.....**



## TREND TIMBERS

SPECIALIST IN FINE WOODS

Established 1969 A third generation timber family



### YOUR 1 STOP WOODWORKING SHOP IN NSW

Over 100 species  
Select timbers for  
Cabinetmaking  
Furniture  
Joinery  
Woodturning  
Carving

#### TREND TIMBERS

15 Railway Road North,  
Mulgrave NSW 2756

TELEPHONE: 02 4577 5277

FAX: 02 4577 6846

Email: [sales@trendtimbers.com.au](mailto:sales@trendtimbers.com.au)

[www.trendtimbers.com.au](http://www.trendtimbers.com.au)

Opening Hours  
ALL WELCOME!!  
Mon– Fri 8am-4pm  
Sat 8am-11.30am  
Closed  
Public Holidays &  
Long Weekends

# Christmas Party 2014

The organisers had quite a bit of trouble finding a suitable venue this year for our Christmas party, they were either too dear, in a large room with lots of other people, too far away with a lot of travelling involved or they had a minimum number that were required to attend. Anyway, after much thought and deliberation, Eddie suggested Renes Pizza at Blacktown.

The price was ok; a night out with friends wasn't going to break the bank, pizza and pasta, who don't like that, a small eat-in restaurant, mid-week, not too busy, great. Just up from the Workers Club so parking was free and easy to find.

We would love to have seen more people attend but the 34 people that did make it had a good time. Rene's pizza ... bewdiful... and plenty of it, followed by some very nice pasta dishes.

It was particularly good to catch up with Ken and Chris who were able to mingle with their many friends and give all of us an update on their move to Wellington.

Well Rene's got the thumbs up from me and I'm sure it will be put forward that we make it there for Christmas 2015 so do yourselves a favour and try to make the next party.

All the best for the New Year.

Ron Fathers



## Australia Day Breakfast – Toongabbie Park

It was a cold morning when Liam, Leonie and I arrived at Third Settlement Park at around 6am. Dave, Rohan and Rob were already there. As we were unpacking Terry arrived.

Bob came with the trailer soon after. As we were helping to unpack the trailer Bob realised that we didn't have enough table cloths so he and Dave had to go back to the club to get some more which was a bit annoying as we had to wait for them to get back before we could set up our items.



After we finished putting out our items, Alan came to do some demos. He quickly had the crowds flocking around the lathe to see the dolls that he was making. They were given out to the kids who were there. Liam made a doll but he wasn't as quick as Alan.



There were other stalls including the Rotary club BBQ, girl guides, boy scouts, plant stall, antique motors and a stage for the entertainment.

Lindsay came over to have a chat with us as he was there with the scouts. Peter and his wife came to have a look and chat also.

Around 10.30am it started to sprinkle but we were just about to pack up so we were lucky that we didn't get too wet. As Dave went to pack up his stuff he got a surprise when he found that a bird had left him a present on his platter, he said that's not the sort of present I want, we all had a good laugh as he cleaned it off and packed up.

The member's sales were good and the charity did well also so we all had a good day.

Jimmy Singh



## SAUSAGES & ONIONS AT BUNNINGS

Once again many sausages and onions were sacrificed to the hungry appetites of the "Bunnings" customers at Seven Hills on the 26th January. There was a steady stream of customers for our club's hot sausage and onion sandwiches throughout the day that ensured a successful outcome. Being cool and damp on the day the hot sandwiches were appreciated by our customers, even the vegetarians who took away the "onion only" sandwiches. Our timing was good as we sold the last of our buttered bread/cooked sausages and onions right on 4pm for close-up.

A big thank you to all the club members who turned up to help on the day. I counted 12 there at most times which was good to see as this meant everyone could have the occasional comfort break.

Rob Stewart.



## TRAINING CLASS

Training class for this year 31<sup>ST</sup> January was off to a good start with 8 new members, most of these came from our open day in November. We had 7 men and 1 lady, which was good to see.

We started first with introducing ourselves and getting to know each other, next was the most important safety, eye protection, clothing and shoes ect. Then the parts of the lathe, spur drives and live centers.

Now we were all ready to start using the tools, we started by roughing down and planing with the skew, beads were taking shape and by mid morning we were well into turning.

We knocked off for lunch at 12.00pm and half an hour later we were back into it doing more beads and hollows using the skew and detail gouge. Alan then stepped in and did a demo on grinding and sharpening.

By 3pm beads and hollows were formed with no abrasive paper. At the end of the day we all agreed that all new members should do this training course because not only do you learn how to use the lathe and tools the right way but you get to meet lots of new people who share your love of woodturning and you might even make some new friends as well.

So if you are a new member to our club or even an old one who is looking to refresh their skills you are welcome to do our courses you just have to ask any of our friendly members and they will be happy to help you out.

Last but not least I would like to thank Ron, Rodney and Alan who give up their time and skills because without these guys our courses would not happen.

Graham Dawes - Trainer



# Friday Night at the Club



Wendy Healy



Liam Healy



Ted Payne



Jim Nabhan



Leida Jedniuk



David Searle



Tony Motbey




Jim & Paul



Leonie, Monica & Jimmy




Paul de Belle



Paul Collins



David Searle



Ted Payne



## TENDJEWBERRYMUD



Read aloud for best results and you will understand the above word by the end of the conversation.

The following is a telephone exchange between a hotel guest and room-service at a hotel in Asia, which was recorded and published in the Far East Economic Review.

Room Service (RS): "Morny. Ruin sorbees"

Guest (G): "Sorry, I thought I dialled room-service"

RS: "Rye..Ruinsorbees..morny! Djewish to odorsunteen??"

G: "Uh..yes..I'd like some bacon and eggs"

RS: "Ow July den?"

G: "What???"

RS: "Ow July den?...pry, boy, pooch?"

G: "Oh, the eggs! How do I like them? Sorry, scrambled please."

RS: "Ow July deebayhcem...crease?"

G: "Crisp will be fine."

RS: "Hokay. An San tos?"

G: "What?"

RS: "San tos. July San tos?"

G: "I don't think so"

RS: "No? Judo one toes??"

G: "I feel really bad about this, but I don't know what 'judo one toes' means."

RS: "Toes! toes!...why djew Don Juan toes? Ow bow singlish mopping we bother?"

G: "English muffin!! I've got it! You were saying 'Toast.' Fine. Yes, an English muffin will be fine."

RS: "We bother?"

G: "No..just put the bother on the side."

RS: "Wad?"

G: "I mean butter...just put it on the side."

RS: "Copy?"

G: "Sorry?"

RS: "Copy...tea...mill?"

G: "Yes. Coffee please, and that's all."

RS: "One Minnie. Ass ruin torino fee, strangle ache, crease baychem, tossysinglish mopping we bother honey sigh, and copy....rye???"

G: "Whatever you say"

RS: "Tendjewberrymud"

G: "You're welcome"


Quote of the Month: I was married by a judge. I should have asked for a jury.- *Groucho Marx*

**Must Fly Woodchip**

# CARS 11




Last time I wrote about cars  
 U S cars were mentioned the most  
 So I thought I'd make a mention of U K  
 The Austin was most popular  
 And the Morris minor too  
 They were sister ships  
 And mighty in their day



The Jaguar a stylish car  
 Is used these days for weddings  
 Restored to near perfection with much care  
 We used to have the Rover  
 The Triumph sports as well  
 The Austin Healy Sprite, if you would dare



A firm called Morris Garages  
 Made a sports car called M.G.  
 It really looked the part and it could go  
 They used Morris/Austin parts  
 And it won a million hearts  
 Why they're not made now I'd really like to know



Ford England made an impact  
 With Anglia, Consul and Zephyr  
 They made the big Ford Pilot fill a place  
 The Prefect the Cortina  
 The Riley and the Singer  
 And others that have gone without a trace




The Ford Zephyr



The Austin Sheerline was pretty rare  
 It looked a bit like Rolls Royce  
 With a ten tonne truck size motor  
 Each wheel had an inbuilt jack  
 It cost a fortune to run it  
 And they only made a certain quota



Austin A125 Sheerline




And don't forget the Vauxhall  
 The Wyvern and the Velox  
 The Cresta and the Viva were the best  
 Austin also made a much loved car  
 The sports car of the day  
 Austin Seven Sports and we put it to the test





The Standard Motor Company  
 Made the tiny Standard Ten  
 A flying flag was the emblem on the front  
 They also made the Vanguard  
 A cheaper family car  
 It sold alright but its' looks were fairly blunt



There certainly is great pleasure  
 In observing these old cars  
 Their history makes wondrous reading too  
 And sometimes at a rally  
 You'll spot a real gem  
 And know that of this marque there's just a few



Neil Guthrie

### WOOD for everyone

In December last year a group of club members; our fearless leader Bob Young, Paul de Belle, Rohan Mc Cardell and myself went on a lovely trip north to a horse stud property in Somersby (not to pick up a horse of course even though there were some nice fillies there). We were there to load up our two box trailers full of Swamp Mahogany which is now at the club. So members please help us to cut it, paint it and don't forget to **buy it** before young Jimmy buys it all.

Denis Keane





**Rosehill**

Thursday 5th to Sunday 8th March

You'll need to be quick if you want to attend this show , names need to be on the clipboard very soon. Wednesday 4th is for set-up only so if you can help out please come down.

---

## Trend Timbers Open Day


Trend Timbers are having their bi-annual Open Day in April so start saving up, they always have quite a few bargains. They support us in many ways so let us repay the favour and support them. We will have a couple of lathes out there so if you can come out to help with demonstrating or just tell some visitors how great our club is it would be appreciated.

---

### Suspicious

A car was pulled over by a highway patrolwoman for speeding. As the officer was writing the ticket, she noticed several machetes in the car. "What are those for?" she asked suspiciously. "I'm a juggler," the man replied. "I use those in my act." "Well, show me," the officer demanded.

The juggler took out the machetes and started juggling them; first three, then more until he was tossing seven at one time, overhand, underhand, behind the back, putting on a dazzling show in the breakdown lane and amazing the officer. Just then, another car passed by. The driver did a double take, and said, "My God. I've got to give up drinking! Look at the test they're giving now."



# MACHINES

## FOR A PROFESSIONAL FINISH

### ED8D-13 Drill Sharpener

- 3-13mm or 1/8" - 1/2"
- Diamond wheel
- 80W, 240V motor



~~\$108.90~~  
**\$99**  
D070

### Wood Working Vices

- Quick action release

#### WV-180 (V187)

- 178mm jaw width
- 203mm opening

#### WV-230 (V184)

- 230mm jaw width
- 250mm opening

~~\$99.00~~ ~~\$132.00~~  
**\$89** **\$119**  
V187 V184



### WVF-265 Wood Working Vice Guides End or Front Mount

- 265mm jaw width
- 330mm opening
- Quick action release

~~\$88.00~~  
**\$79**  
V188



**QUICK ACTION  
RELEASE**

### SPD-208 Pedestal Drill

- 16mm drill capacity
- 16 spindle speeds
- Swivel & tilt table
- 1hp, 240V motor



~~\$385.00~~  
**\$359**  
D140

**2MT SPINDLE**

### DS300 Disc Sander

- 305mm sanding disc
- 435 x 225mm table size
- 0.75kW / 1hp 240V motor
- Includes: mitre guide & brace



~~\$319.00~~  
**\$299**  
L1335

### L-69A Belt & Disc Linisher Sander

- 150 x 1220mm sanding belt
- 230mm disc with guarding
- Tilt table and mitre guide
- 0.75kW / 1hp



~~\$396.00~~  
**\$374**  
L1107

**240V MOTOR**

### DCC-310 Dust & Cyclone Separator Collector Package

- 1 x DC-3 Dust Collector 240V (W394)
- 1 x CDS-2/3 Cyclone Separator (W316)
- 1 x FC-10 Filter Cartridge (W326)
- 1 x DCK-2 Dust Accessory Kit (W344)

~~\$1,056.00~~  
**\$969**  
K047

**HOSE KIT INCLUDED**

**SAVE  
\$87**  
K047



### WL-20 Swivel Head Wood Lathe

- 370 x 1100mm turning capacity
- Swivelling headstock
- Variable speed 500-2000rpm
- 0.75kW/1hp, 240V motor
- Includes: bowl turning attachment faceplate, drive & live centres, toolrest & stand



~~\$682.00~~  
**\$659**  
W384

**VARIABLE SPEED**

### ST-254 Table Saw with Sliding Table Package

- 0254mm TCT blade
- 1170 x 800mm cast table
- 178 arbor 45°
- 3hp, 240V motor
- Includes sliding table



~~\$1,892.00~~  
**\$1,795**  
K053

**BECOME A MACHINERYHOUSE MATE**

- ✓ GAIN ACCESS TO: ONLINE PROMOS
- ✓ EXCLUSIVE OFFERS
- ✓ TRACK YOUR ORDERS
- ✓ CLICK & COLLECT
- ✓ PAPERLESS WARRANTY
- ✓ NEWSLETTERS
- ✓ LATEST RELEASES
- ✓ COMPETITIONS

**\$70 FREE DISCOUNT VOUCHERS**

**SIGN UP FOR MATE'S RATES**

[MACHINERYHOUSE.COM.AU/SIGNUP](http://MACHINERYHOUSE.COM.AU/SIGNUP)

**PROMO CODE**

**WTN15**

Use promo code: **ONLINE OR INSTORE!**  
To receive these special offers  
Valid until 28-02-15

Specifications & Prices are subject to change without notification. All prices include G.S.T. Valid until 28-02-15

**HARE & FORBES  
MACHINERYHOUSE**

**NSW**  
(02) 9890 9111  
1/2 Windsor Rd,  
Northmead

**QLD**  
(07) 3274 4222  
425 Boundary Rd,  
Coopers Plains

**VIC**  
(03) 9212 4422  
1 Fowler Rd,  
Dandenong

**WA**  
(08) 9373 9999  
41-43 Abernethy Rd,  
Belmont

[www.machineryhouse.com.au](http://www.machineryhouse.com.au)


DL\_MPH\_FEB\_15

## THE BACK PAGE

### ITEM 13

### BAND SAWS

#### GETTING TO KNOW YOUR TOOLS



The band saw has a list of manufacturers as long as your arm and while they are all similar in construction and design they have minor differences to some components but all achieving the same results. The manufactures instruction manuals are generally thorough in their explanations in maintenance and operation procedures and I am not going into that area but to concentrate on the safety aspect of using the machine.

While researching it was interesting to note all of the reports referred to the band saw as the safest machine to have in the work shop if it is used in accordance with the instruction manual.

When using the saw it is advisable to adhere to the practice of using safety glasses and ear protection, never walk away leaving the machine running, make sure there are and you use push sticks and keep your hands at least 60 mm from the blade while running.

Before you start make sure the blade is sharp and running true, you have checked the wood for any nails that may be present, and the bark has been cleaned and free from dirt, the height of the blade support is adjusted correctly. Never start the machine with the wood in contact with the blade. Make sure the machine has reached its maximum operating speed before proceeding.

When cutting wood don't hurry let the machine do the cutting at its own speed, DON'T force it. You have either a very blunt blade or a piece of very hard wood if extra force is required.

When cutting curves or circles it is advisable on tight curves to use relief cuts particularly when you have a wide blade as they will bind easy whereas with a thin or narrow blade they are more likely to cope. It is recommended you cut curves slow and methodically and if you find the need for backing out this should be done with the machine turned off.

When cutting the ends of round logs they should always be supported in "v" blocks or other clamping methods, never cut free hand and rested on the table. Without the use of "v" blocks or other means of stopping rotation it has a tendency for the blade wanting to climb up the log causing it to jamb and get stuck damaging the blade and possible the machine.

When there is waste after making the cut never flick it away with your hand or fingers use the push stick or other waste material to remove it, in some cases the next cut you make may push and remove it anyway.

When you have finished using the machine clean it from saw dust and lower the top blade support onto the table so the blade is covered and safe.

The machine has been set up and adjusted for safe working conditions and unless you have experience in maintenance these adjustments should never be tampered with as damage will result. If you have concerns contact the person responsible and have him check the machine over. If in doubt, ASK.

Eddie C.

**Note.** As in all professions there are many and varied opinions and ways of doing things. This is true of wood turning. These articles are the results of my reading article publications.