

WESTERN NEWS LETTER

Issue 168

07th July 2014

Western Sydney Wood-Turners Inc.

Twin Gums Retreat, 36, Northcott Road, Lalor Park, N.S.W. 2147

P O Box 4008, Lalor Park.

Web Site:- www.westernsydneywoodturners.com

PRESIDENT'S REPORT, JUNE 2014.

G'day everybody, I'm back to the grindstone after a very good holiday.

First things first, we need as many names as possible for Guillio's Demonstration, prior to the A.G.M. He is an excellent turner and the experience will be a great advantage to all members no matter your level of expertise.

The 25th Anniversary needs more attendance. Remember it is for our Club's recognition and long standing and needs the support of as many members as possible. It will be a great day with something for everyone and we have invited all our Sponsors as well as other Clubs, so let them see that we can all pull together to support our Club. The organising committee have put in an extreme amount of work with more to come, to make this day a success, and have my congratulations, and hopefully yours. Please do not leave it to the last minute to advise if you are attending as this makes it difficult when arranging events and catering.

Over the next few months Demonstrations are in heavy demand so could I ask for as many names on the boards as is feasible. We need people to help set up and pack up after the demonstration, so even a few hours would help.

To more mundane things – the timber in the shed, African Olive and Yellow Wood – it is being cut at a good rate so can members help to paint and store it please and remember it is all for sale to members.

A Reminder – if you haven't lodged your Membership could you please do it A.S.A.P. to make the paperwork easier.

Our new group of Mentees will be here again this coming school term which hopefully will produce some new woodturners down the track.

Until next time: Happy Turning.

BOB YOUNG.

2013 Westurn Club Committee

President:- Bob Young
0408 760 131

Vice Presidents:- Paul Collins JP
Paul DeBelle

Secretary:- Alan Eipper

Treasurer :- Ken Vodden

Grants Officer &

Membership Secretary:- Raymond Saich

Catering Officer:- Fiona Deane

Library:- Gary Hansell

Editor:- John Satchwell
rmo@netspace.net.au

Web Master Lindsay McEwen
Lcmcewen@optusnet.com.au

Trainer:- Ron Devine

Shop Manager Paul Collins JP

Stores:- Graham Dawes JP

Equipment &

Maintenance:- Many Farrugia
Dave Matthews

Welfare Officer:- Eddie Catford

**If you have any problems or information
Concerning the Club, Please contact any of
The above.**

SHOP TRADING HOURS

Mon: 9:am to 4pm

Friday Only: 7:pm to 9:pm

See Shop Manager Paul Collins JP

CLUB MEETINGS

Second Tuesday of each month
Come and discuss what concerns you
At 7:p.m. Prompt
Tuesday March 11th
Tuesday April 8th

SATURDAY WORKSHOPS

Third Saturday of each Month, for that extra
Turning time: Contact: Liam 0411 560 984
\$5.00 9:30am to3:00pm

LADIES DAY




Second Saturday of each Month, for the
Ladies of the area with similar interest.
CONTACT:- Anna DAWES 9638 6995
tandawes@optusnet.com.au

ITEMS FOR SALE

Club Shirts	Badges
Pepper Grinders	Salt Grinders
Sand Paper	Pen Kits
Letter Openers	Friction Polish
Triple "P"	Timber Saeler
Polishing Cloths	Perfume Applica-
tions	

The Steve Hitchcock Show

MAXI DAY



STEVE HITCHCOCK'S PRESENTATION - MAXIDAY 15 JUNE 2014

The presentation was about colouring, artistry and technical drawing. Steve explained about the 3 primary colours viz: red, blue and yellow, from which all other colours are made by mixing in various proportions. Secondary colours are a combination of 2 primary colours and tertiary colours are a result of combining secondary and primary colours to alter the intensity or hue. These colour mixing techniques were demonstrated on butcher's paper on an easel. "Tone" describes dark and light and can be used to give an effect of depth or perspective in a painting. During his presentation Steve often referred to the techniques used by the master artists.

He explained colour temperature and how this could affect mood and emotion, e.g. red is a "hot" temperature whereas blue is more "temperate". If mixing 2 warm primaries the resultant will tend towards red and give a hotter result. Some examples of emotional effects are the use of red to encourage the need for *caution* or *stop*, blue to create *calmness* and green – *rest*. Placement of different colours in relation to each other can have different effects, e.g. 2 intense colours adjacent to each other can produce a "vibration" or blurring effect in that vicinity.

Steve discussed colour pigments which are ground up rocks and minerals and are mostly permanent, whereas dyes have plant or chemical origins and can be *permanent* or *fugitive* (i.e. not necessarily long lasting). Paints commonly used in art include:

- water colours which have a gum arabic binder and a water medium
- casein (milk) paint
- egg tempura – egg yolk with water
- oil paints – linseed oil with pigments
- alkyd – similar to oil but seldom used any more
- acrylics – water soluble, drawbacks include drying darker than when applied and difficult to mix due to drying quickly, the use of a wet pallet was discussed

Now Steve went on to discuss the different means to embellish turnings. These included carving, pyrography or pokerwork, segmented turnings, tarring, fuming – the use of ammonia fumes to darken the wood especially oak, ebonising - for wood with a high tannic acid content, pigmented inks – black and other colours, wood stain and liming and pickling. Steve demonstrated the staining of a pine spindle turning with a solution of vinegar and rusty nails both straight on the surface and also on a section of the turning that had a tea solution applied to increase the tannin content. The higher tannin content produced the darker stain.

After lunch Steve talked about technical drawing and the use of a drawing board and T square, set squares and other useful equipment. He described 1st angle projection and other drawing conventions including different types of lines. With regard to CAD (computer aided design) Steve was of the opinion that it was “end product” oriented whereas the use of pencil on paper was “process” oriented, i.e. it helped to make one think about the process of making the project and was more practical. He was also disappointed at an increasing use of CAD drawings which were of very poor quality in woodworking magazines, especially the English ones.

All in all this was an enjoyable thought provoking presentation and should you wish to know more about the subject matter I'm sure Steve would be happy to explain further.

Max Tankard

Whilst this is a catered function there is no charge for members however members who wish to be accompanied by their partner will be required to pay \$10.00 on arrival.

Western Sydney Woodturners Inc.

25TH ANNIVERSARY

CNR. NORTHCOTT Rd. & DIANE Dr., LALOR PK.

9am Meet and greet 9.30am First Blind Turning Competition (Prizes)

10.30am Presentation on the history and growth of WSWT

11.30am Critique of members work

12.30 Lunch

2pm Second Blind Turning Competition (Prizes)

3pm Formalities, speeches, cake cutting, presentation of prizes

3.45pm Socializing



ON THE 30TH AUGUST 2014, STARTING AT 9.00 AM
PLEASE RSVP (DETAILS ON INVITATION)



THE BACK NINE HOLES

Time has a way of moving quickly and catching you unaware of the passing years. It seems just yesterday that I was young and embarking on my life. Yet in a way, it seems like eons ago. I wonder where all the years went. I know that I lived them all. I have glimpses of how it was back then and of all my hopes and dreams.

But, here it is... the back nine of my life and it catches me by surprise. How did I get here so fast? Where did the years go and where did my youth go?

I remember seeing older people through the years and thinking that those older people were years away from me. I was only on the first hole and the back nine was so far off that I could not fathom it or imagine what it would be like.

But, now I am on the first hole. My friends are retired and going grey, they move slower and I see older people now. Some are in better and some worse shape than me but, I see the great change. They are not the people that I remember, they were young and vibrant but, like me, their age is beginning to show we are now those older folks that we used to see and never thought we'd become.

Each day now, I find that just taking a shower is a real target for the day! Taking a nap is not a treat anymore - it's mandatory! If I don't nap of my own free will I just fall asleep where I sit! The TV is still on the game will be finished and I won't know the result or the next program has started and I can't follow the plot.

SO now I enter into this new season of my life unprepared for all the aches and pains and the loss of strength and ability to go and do things that I wish I had done but never did!! However, at least I know that I'm on the back nine, but I'm not sure how long it will take to play. I know this, that when it's over on this earth - it's over. A new adventure will begin! Yes, I have regrets. There are things I wish I hadn't done, things I should have done, but indeed, there are many things I'm happy to have done. It's all in a lifetime.

So, if you're not on the back nine yet...let me remind you, that it will be here faster than you think.

Whatever you would like to accomplish in your life please do it quickly! Don't put things off too long!! Life goes by quickly. Do what you can today. Turn that project you have been putting off. Use that special piece of timber you have been storing (the person who cleans out your shed is sure to toss it). You can never be sure whether you're on the back nine or not!

There is no guarantee that you will see all the seasons of your life, so, live for today and say all the things that you want your loved ones to remember...and hope that they appreciate and love you

Those with money had plates made of pewter. Food with high acid content caused some of the lead to leach onto the food, causing lead poisoning death. This happened most often with tomatoes, so for the next 400 years or so, tomatoes were considered poisonous.

Bread was divided according to status. Workers got the burnt bottom of the loaf, the family got the middle, and guests got the top, or the "upper crust".

Lead cups were used to drink ale or whisky. The combination would sometimes knock the imbibers out for a couple of days. Someone walking along the road would take them for dead and prepare them for burial. They were laid out on the kitchen table for a couple of days and the family would gather around and eat and drink and wait and see if they would wake up. Hence the custom, of "holding a wake".

England is old and small and the local folks started running out of places to bury people. So they would dig up coffins and would take the bones to a bone-house, and reuse the grave. (And we thought re-cycling was a new idea.)

When reopening these coffins, 1 out of 25 coffins were found to have scratch marks on the inside and they realized they had been burying people alive.

So they would tie a string on the wrist of the corpse, thread it through the coffin lid and up through the ground and tie it to a bell. Someone would have to sit out in the graveyard all night "the graveyard shift" to listen for the bell; thus, someone could be, "saved by the bell" or was "considered a dead ringer".

Now, whoever said History was boring!!!

Must fly

Wood Chip



MAXI DAY :- SHOW AND TELL



Manny Ferrugia



Graham Murray



Fred de Jonge



Fred de Jonge




Ron Fathers




Ron Fathers

Results from the Hawkesbury Show.


On behalf of the club I would like to congratulate four of our members who entered pieces in the Hawkesbury Show this year. The members are Ken Vodden, Ron Fathers, Tony Simiana and David Searle. Each entered two items and out of those eight pieces six received an award. A fantastic result for our club and each of these members should be very proud of themselves. I would encourage more members to enter these shows, as seen here it can be rewarding.



Ken's beautiful segmented vase and his suspended bowl on a formed frame went extremely well in the Open Section.



Ron cleaned up here in the Novice Section with a matching pair of goblets and a 3D 3 timbered cutting board.



Lovely work here by Tony from his scrollsaw, beautifully displayed, well done.



David entered two nice pieces, a lovely Redgum clock and Qld Silver Ash Pot Pourri bowl for which he gained a Highly Commended Award.

MACHINES

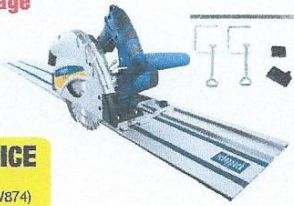
for a professional finish

cs-55 Circular Plunge & Mitre Cut Saw - Package

- 160mm saw blade
- 45° saw head tilt
- 1.2kW/1.6hp, 240V
- Includes guide rail, clamps & stops

~~\$361.90~~

**PACKAGE PRICE
ONLY \$289** (W874)



DC-3 Dust Collector

- 1200 cfm - LPHV system
- Portable on wheels
- 5 Micron fine filter bag
- 1.5kW/2hp, 240V motor

~~\$363.00~~

\$339

(W394)



AP-12 Air Filtration Unit

- 1044 cfm
- 1 micron filtration
- Remote with timer
- 1/5hp, 240V

~~\$429.00~~

\$399

(W326)



PT-6 Planer Jointer

- 1200mm cast iron table
- 150mm width capacity
- 3 blade cutter head
- 0.75kW / 1hp, 240V motor

~~\$572.00~~

\$539

(W619)




T-13S Thicknesser Bench Mount

- 330 x 152mm capacity
- Spiral cutter head with HSS inserts
- Smooth & quieter cutting
- Anti-kick back fingers
- 2.4hp, 240V motor

~~\$649.00~~

\$619

(W815)



M-25 Chisel Morticer

- 25mm chisel capacity
- 255 x 180mm table movement
- 125mm head stroke
- Magnetic safety switch
- 1hp 240V motor

~~\$1,529.00~~

\$1,449

(W345)



SP-300 Spindle Moulder

- Tilting arbor to 30°
- 4 spindle speeds
- 710 x 640mm cast iron table
- 90mm spindle travel
- Ø30mm spindle shaft
- 3hp, 240V motor
- Includes sliding table, mitre guide & fence

~~\$2,365.00~~

\$2,250

(W640)



Plana 3.0 Planer & Thicknesser Combination

- 260 x 1050mm cast iron table
- 250 x 210mm thickness capacity
- 260mm planer capacity
- Large professional planing fence
- Ø100mm dust outlet
- Cast iron thickness table adjustment to 1/10mm for super fine finishing
- 3hp, 240V motor

~~\$1,749.00~~

\$1,689

(W850)



PS-1810 Panel Saw

- Ø315mm saw blade
- 45° tilting arbor
- 1240mm ripping capacity
- 2.6kW / 3.5hp, 240V motor
- Table 820 x 800mm (extensions 1260 x 800mm)
- Includes mitre guide, push stick & overhead guard

~~\$2,695.00~~

\$2,550

(W700)



BECOME A
MACHINERYHOUSE
MATE

- ✓ GAIN ACCESS TO:
- ✓ ONLINE PROMOS
- ✓ EXCLUSIVE OFFERS
- ✓ TRACK YOUR ORDERS
- ✓ CLICK & COLLECT
- ✓ PAPERLESS WARRANTY
- ✓ NEWSLETTERS
- ✓ LATEST RELEASES
- ✓ COMPETITIONS

+\$20 MATE 20
+\$50 MATE 50
\$70 FREE
DISCOUNT VOUCHERS

SIGN UP FOR
MATES RATES
MACHINERYHOUSE.COM.AU/SIGNUP

PROMO CODE

TURNWOOD2

Use promo code ONLINE OR INSTORE!
to receive these special offers
Valid until 06-08-14

Specifications & Prices are subject to change without notification. All prices include GST and valid until 06-08-14

HARE & FORBES
MACHINERYHOUSE

NSW
(02) 9890 9111
1/2 Windsor Rd,
Northmead

QLD
(07) 3274 4222
625 Boundary Rd,
Coopers Plains

VIC
(03) 9212 4422
1 Fowler Rd,
Dandenong

WA
(08) 9373 9999
41-43 Abernethy Rd,
Belmont

www.machineryhouse.com.au

11 JULY 14

May we offer our best wishes to all the Birthday holders for this Month, and may You all have happy returns.

Member #	Surname	Name	Birthday Month
3611	Austin	Gregory	July
2167	Buckwell	Rob	July
3590	Colman	Shannon	July
2650	De Groot	Richard	July
1833	Dillon	David	July
3614	Gounder	Sada	July
3064	Graham	Rachel	July
3065	Grant	Ashley	July
3585	Keane	Denis	July
3067	Kingi	Garry	July
2712	Kljucevic	Gaby	July
2569	Kostrzewa	John	July
2847	Malysiak	Frank	July
2218	Matthews	Dave	July
2978	Mitchell	David	July
2482	Nixon	Don	July
3588	Pickard	Rebecca	July
2576	Reynolds	Jennifer	July
2776	Sutherland	Toby	July
2709	Thurairatnam	David	July

We would like to extend our best wishes to all our new Members, hoping you have an enjoyable time with us, and may all your efforts be rewarding and profitable!!!

Member #	Surname	Name	Date Joined WSWT
3623 Mr.	Drew	Brent	06-June-2014

CALL GOES OUT TO ALL MEMBERS AND PREVIOUS MEMBERS OF THIS CLUB.

If you have any photos related to Western Sydney Woodturners, I would be very interested. Utmost care would be taken in reproducing them so the original would be returned as supplied. All is related to our 25th anniversary, later in the year.

Any info please contact Ken Vodden at 0412497097 or e-mail kenvodden@optusnet.com.au

SAFETY STUFF

A REMINDER ABOUT SHOP SAFETY

We must all keep in mind the importance of SHOP SAFETY. Please THINK and ACT responsibly at all times.

It is up to all of us to fulfil our commitment by wearing at all times:

- DUST MASKS,
- PROTECTIVE GLASSES,
- SUITABLE CLOTHING,
- FOOTWARE ETC.
- EAR PROTECTION

IT DOES NOT HURT TO DISCUSS SAFETY WITH OTHER MEMBERS IF THEY ARE NOT DOING THE RIGHT THING.

REMEMBER.

IT IS YOUR BODY AND YOUR LIMBS.....

11

Over 100 species
Select timber for
Cabinetmaking
Furniture
Joinery
Woodturning
Carving

TREND TIMBERS

15 Railway Road North, Mulgrave NSW 2756

TELEPHONE: 02 4577 5277 FAX: 02 4577 6846

Email: sales@trendtimbers.com.au

www.trendtimbers.com.au

Opening Hours
ALL WELCOME!!

Mon-Fri 8am-4pm

Sat 8am-11.30am

Closed

Public Holidays &
Long Weekends

WINTER TIME

Its winter and the autumn leaves
Lay dyeing on the ground
The poor pruned rose bush stands so stark
Sun breaks through the streaky cloud
The breeze is cold on your face
And the wind is causing the dogs to bark

There's rain in the smell of the air
And doves are fluffing their feathers
You smell the smoke from open fires
And your mind sees a picture
Of leaping flames
And warm hands are your fondest desires

But winter can't spoil coming home
Or hot chocolate by the fire
And if we're lucky a warm and welcoming hug
This is really what warms us
In winter or all year through
Or a faithful dog might give your heart a tug

In winter I keep just one warm thought
Winter only lasts three months
And I'll have only memories of those days
For spring will come as always
And free the hidden rose
And brighten up the world in wondrous ways

Neil Guthrie

From the Library:-

There are two new Books in the Library :-

No. 159 Learning to Turn and;

No. 160 Laminated Designs in wood.

**Also, 2 x DVD's of Maxi Day, with Demo by Steve Hitchcock on
Technical Drawing and using Colour.**

**P. S. Please return Mags/ DVD's /Books to their correct
Positions.**

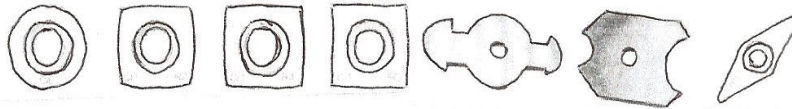
Regards, GARY.

THE BACK PAGE

GETTING TO
KNOW YOUR TOOLS

ITEM 8

CUTTERS &
SCRAPERS



The Cutters - Scrapers

Above. The round, 2" radius, 4" radius, Square, Cove / Hollowing, Bead and Detail Cutters.

WOW. Controversy at its best. These tools have been the discussion of many turners from the professionals to the everyday hobbyist. The professionals ridiculed them and the use of them as they were deemed to be so good they were taking the art out of traditional tools and their use, meaning the demise over time of the skill in turning. They are so diversified they need very little instruction on how to use them with a lot less chance of dig ins or catches as the experts like to refer to it. It is interesting to note all the manufacturers include this type of tool in their stables now and adding different designs on a progressive nature indicating they acknowledge these will be the tools of the future. An added advantage is cost, once you have purchased the handle all the cutters and shafts are interchangeable and replacement cutters having multiple edges give long life and are capable of machining the hardest of hard wood for longer periods before needing to be sharpened or replaced as they are made from carbide not HSS.

These tools make rough turning bowls quick and easy. Unlike traditional bowl gouges that can be difficult to control when shaping an out of round blank. These tools are designed to direct the cutting pressure downward through the lathe so the lathe takes a beating for you. The longer handle provides additional leverage when needed.

The finisher "Round cutter" riding the bevel and complicated bevel angles are a thing of the past. Many projects can be turned from beginning to end with this incredible tool. The super sharp cutter leaves a smooth surface on most wood.

The detail cutter is an ideal beginner's tool designed for general shaping, cutting coves and reaching into tight areas. This cutter as all other cutters leaves a smooth surface.

To use simply hold the tool in a horizontal position with the cutting edge on the centre line of the work piece and cut away To control the cutting action further rotate the tool ante clockwise slightly until the required cut is reached

Eddie C.

Note. As in all professions there are many and varied opinions and ways of doing things. This is true of wood turning. These articles are the results of my reading article publications.