

# WesTurn News

Issue 201

11<sup>th</sup> July 2017

Western Sydney Woodturners Inc  
Twin Gums Retreat, Corner Northcott Road and Diane Drive  
PO Box 4008, Lalor Park NSW 2147  
Web Site: [www.westernsydneywoodturners.com](http://www.westernsydneywoodturners.com)



## President's Report

As you all know Bob has had to undergo (as he reported in the June newsletter) some severe panel beating. Well I can report that the structural work appears to have been a success but if there was to be some cosmetic surgery like a face lift, well let's just say that that is still a work in progress.

His recovery will be a fairly lengthy process but he appears to be on track as long as he listens to his advisors and does not overdo it too much, but that may be a bit hard for him to do. In his absence, I am pleased to see that everyone has continued with the work programs that have been implemented like the daily cleaning of the club premises. It makes it so much easier when everyone pitches in.

We had a surprise on Saturday the 17<sup>th</sup> June with a plea for assistance from Bunnings at Marsden Park to do their Saturday Bar B Q as they had been let down by whoever was scheduled to do it, and so after a number of telephone calls to a number of members we filled in on the day. I would like to thank Manny and Fiona, Steve Attard and Ian Frith who responded to my plea and a very successful day was the result along with five very tired members at day's end. Thanks guys.

Maxi Day member numbers was a little disappointing, especially compared to the previous month as was Show and Tell. Show and Tell is not a competition of members work, it is an opportunity to show what you have done and often we can learn from what others have done. Be proud of your work and show it off.

The pyrography/scroll saw table has been completed. Please don't block it off by placing obstacles in front of it. Some people may just want to use it.

I have noticed that there are several members who continually leave their tools at the club after the days turning or work has been completed. I know that several members of the executive have asked that you take your tools etc home with you at day's end. If you do not, and they get lost, used or damaged you do not have any claim on the club in any way. They are not covered by Insurance. The loss is yours.

A reminder that our AGM will be held on 16<sup>th</sup> July commencing at 1.00pm and that all members are invited to attend, additionally if you are interested in helping run the club then this is also an opportunity for you to do so. Should you wish to nominate for a position then please get your nomination in as soon as possible.

Paul de Belle

Vice President

# Club Committee

**President:** Bob Young (0408760131)

**Vice Presidents:** Paul de Belle and  
Danny Klajman

**Secretary:** Alan Eipper

**Treasurer:** Paul Collins

**Grants Officer & Membership Secretary:**

Raymond Saich OAM

**Catering Officer:** Paul Collins

**Librarian:** Ben Reardon

**Editor:** Ron Fathers

ron1947@optusnet.com.au

**Assistant Editor:** James (Jimmy) Singh

Jimmy-Woodturner@hotmail.com

**Webmaster:** Lindsay McEwen

Lcmcewen@optusnet.com.au

**Training Co-ordinator:** Ron Devine

**Trainers:** Graham Dawes, Rod Brown,

Alan Phelps, Andy Tappouras

**Shop Managers:**

Paul Collins (JP) and Bob Young

**Stores, Equipment & Maintenance:**

Manny Farrugia, Dave Matthews, Jack Kestle

Graham Dawes (JP), Bob Young

**Welfare Officer:** Robert Stewart

robandgail@hotmail.com

If you have any problems or information concerning the club, please contact any of the above committee members.

## **FOR SALE**

Members don't forget we have some Cherry, Sapele, Walnut, European Oak and Alder bench tops for sale at the club!

## **FREE CORIAN**

White - 12mm and 20mm thick  
Black - 12mm thick

## **Shop items**

Triple "P"

Friction Polish

Sanding Sealer

Sandpaper

Club Shirts

Dust jackets

Club Badges

Pen Kits

Pen Blanks – Acrylics

Many more items also available

## **Shop Trading Hours**

Mon-Thurs: 9am – 10:30am

12:45 – 1:30pm

Friday nights: 7pm – 7:30pm

See Paul Collins or Bob Young for more details



Thanks to Michelle Rowland MP, The member for Greenway, for her continued support which includes the printing of this newsletter

# Club Trading Hours

Mon-Thurs: 8:30am – 4pm \$5

Friday Nights: 5pm – 9pm \$3

## **Third Saturday of the month:**

9am – 3pm \$5

Contact: Liam Healy – 0411560984

## **Ladies Day – Second Saturday of the month:**

Contact: Anna Dawes – 96386995

tandawes@optusnet.com.au

## **Maxi Day – Third Sunday of the month:**

From 9:30am (Lunch included) \$6

**16<sup>th</sup> July**

**20<sup>th</sup> August**

**17<sup>th</sup> September**

**15<sup>th</sup> October**

**19<sup>th</sup> November**

# Club Meetings

**Second Tuesday of the month – 7pm**

**11<sup>th</sup> July**

**8<sup>th</sup> August**

**12<sup>th</sup> September**

**10<sup>th</sup> October**

**14<sup>th</sup> November**

## **Pens Wanted for the Troops**

Can members please make and donate any pens for the troops. Please give them to the convenor on your day. Thankyou so much!

Editors

## New Members

Welcome to all our new members this month. We hope your stay is both long and rewarding

Aaron Thompson Katherine Helps

## Happy Birthday

Happy Birthday to all our members this month. We hope you have a great day with many more to come.

### Member Name                      Member Since

Carlo Arrigoni	September 2015
Antonio Avellaneda	September 2016
Rob Buckwell	February 2004
Liz Davis	January 2017
Ian Frith	May 2015
Tony Hartmann	January 2015
Michael Jones	February 2015
Denis Keane	July 2013
John Kostrzewa	May 2008
Richard Leniston	February 2017
Jim Maguire	November 2016
Dave Matthews	July 2004
Tony Mercieca	March 2017
David Mitchell	June 2012
Don Nixon	May 2007
David Thurairatnam	December 2009

## COMING EVENTS

### July

- Sunday 30<sup>th</sup> – Christmas in July: Northmead Bowling Club (11:30am)

### August

- Saturday 19<sup>th</sup> Bunnings BBQ – Seven Hills (7am to 4:30pm)
- Saturday 26<sup>th</sup> – Rivergum Markets (10am to 3pm)

- **Any members interested in going to these events please put your name on the clipboards at the club**

### ANOTHER USE FOR BENCHTOPS

These three Clocks were made and presented as awards at the recent Winston Hills Lions Club Changeover night.

They are made from recycled bench top and finished in Monocel Ultra Gloss clear timber varnish that comes in a spray can from Bunning's and clocks from Timberbits.

Work on the plaques were carried out by myself with help from many club members.

Terry Boddy



### Members Welfare

Our members welfare is important to our club. Please let me know if you or someone you know is unwell, or worse still no longer with us. Let me know at email address [robandgail@hotmail.com](mailto:robandgail@hotmail.com)  
If anyone is missed be assured that the good wishes and sympathies of our club are with you and your family.

For June, get well cards have been sent by your club to: -

- Daphne Freke (Han's wife)
- Jack Kestle
- Robert Young

Also, a sympathy card has been sent to Robyn Mahoney on the sad passing of her brother.

Rob Stewart

## B S FROM THE BUSH – JULY 2017

This month has been another very hectic one. Again, a large part of it has been taken up with Lions International as it was their 100th birthday this month so we had to have some special things going on. One of which was a donation of a park bench to council (presented to council by our longest serving member) and being situated in the Japanese Gardens down the road (so we can have a rest when we walk there). After the presentation, we had morning tea at our place where 8 of the past presidents were present. We also had a display in an empty shop window in Wellington, of a lot of past banners, photos and certificates.



Another Lions event, as Chris is the President, she arranged for Andrew Gee, Federal member for this area to come and have a chat with us. Other clubs in the town were also invited so we got the inside goss of federal politics, a good night was had by all. The other big news around town was Channel nine TODAY SHOW came, well Natalia Cooper, the weather presenter came and did the reports from around Wellington caves. Nice lady. The other presenters went to Dubbo zoo.



Just to let you know, I am not always sitting on my bum. I was given a photo and was asked if I could make 20 of those in the photo. My interpretation is in the background. Yes, the chess set is finished and creating a lot of interest.

The veggie patch did well with pumpkins and there is always time to check our tree which gave us so much shade when needed.

Catch you all next month after the AGM when we will have a new editor, I hope, and the B S Report continues. Ken



## **Bunnings Bar B Q Marsden Park**

There are two old expressions that you hear a number of times throughout your life. The first is "Expect the unexpected", and the second is, "Life is never dull".

Both of these were to haunt me on Saturday the 17<sup>th</sup> June.

Around 9.00am whilst thinking about the list of jobs that I had to do at home I received a telephone call from a lovely sounding female and her first words to me were "Paul I am desperate!" The thoughts that ran through my mind varied from "You would have to be to ring me" to "Oh my God what have I done that is now catching up with me."

The caller happened to be Ros from Bunnings at Marsden Park saying that she had been let down by those who were to do the Bar B Q and could we assist her. Ten minutes later I rang her back saying that I had rounded up some helpers and that we would be there as quick as we could. Within the hour Steve Attard and I were joined by Manny and Fiona and very closely followed by Ian. Ros and another Bunning employee were hard at it and then they handed the tools over to the five of us.

Fiona was firmly entrenched doing the cooking, Manny taking orders with Steve, Ian looking after the money and me trying to get the bread ready. Within a relatively short space of time it was clear that we would be running short of bread so Ian was given the task of going for supplies to Aldi who were next door. Little did we know that this was to be the first of eight trips to Aldi for him. No sooner did he return with, I think, eight loaves of bread then we were down to the last bag of onions so off he went again. This time returning with at least 5 or 6 kilos of onions that would need to be peeled and sliced. No prizes for guessing who had this job.

The next trip back to Aldi for Ian would be for more soft drink. He was covering more territory than the early explorers. Little did we realise that he was to make several more trips back to Aldi for sausages, bread and sauce. I think he was on first name terms with the checkout staff there by the end of the day.

All of this has happened within the first two to three hours, so that will give you an idea as to how busy we were. Orders of six sandwiches at a time and a line-up of customers waiting to be served was not uncommon. No one was going to be able to go for a wander or have a smoke today.

Everyone was kept busy throughout the day and at day's end there were five very tired people, who had made a significant contribution to the club's finances after a very successful day. I just wonder if we had been able to do the day like one of our normal Bunnings Bar B Qs how much better it could have been.

I would like to thank Steve and Ian along with Manny and Fiona for responding at such short notice to my plea for help.

I know that Bunnings were extremely grateful to us and it stands the club well for more possible Bar B Qs at Marsden Park down the track.

Paul de Belle

## Maxi Day with Ken Cooper

Another beautiful Sunday, seventeen of our club members gathered for our Maxi Day.

The demonstrator for the day was Ken Cooper. Ken is a cabinet maker, carpenter and woodturner. He is a member of the Northern Beaches Woodturners and a member of the Guild. He has also attended a number of Turn Fests and has met a number of 'big name turners'.




Ken's presentation for the day was on Spillikins and Trembleurs. A Spillikin is a set of sticks that we, as kids, used to call Fiddle Sticks. Trembleurs will be dealt with later.



Ken commenced his demonstration with a discussion on safety and turning speeds. As the work, he is turning is very thin he introduced steady rests, one of which was a standard wheel type and the other specially made for fine work using thread as the rest.

Other specialty tools included a dowel cutter which allowed him to feed the stock through the headstock. He also produced a cup for fitting to the tailstock to support the end of the work.

Ken then discussed suitable wood for trembleurs, obviously this would require a straight grained wood. Ken seems to favour Ramin.



Ken mounted the work through the headstock using a ½ inch chuck and proceeded to turn it round.

His favourite tools appeared to be a medium and small skew chisel and a small detail gouge.


He demonstrated using the skew with one hand and supporting the work with the other.

Ken invited the audience to have a try, this was met with deafening silence. Not wanting to offend our guest I stepped up to have a go. We were working very close to the chuck when Ken said to be sure I didn't hit the chuck. No sooner said than done....Bang.....I had just destroyed a perfectly good skew. To quote Effy, 'How embarrassment'. These antics amused the audience.



This led to a lesson on re sharpening and honing skew chisels.

We then broke for lunch. Our usual sausage chef is languishing overseas so Bob and Ian combined to provide a really nice lunch, thank you.



Lunch was followed by Show and Tell which was very disappointing with only 2 members participating.


The afternoon continued with Ken explaining how to avoid, and what causes catches with the skew.

In all a very interesting demonstration, Ken is very competent in his handling of the skew and produces very thin and fine work. Thank you.

Steve Hitchcock

# Show and Tell

Manny Farrugia



Steve Hitchcock



Wax



Banksia – Wax



Mulga - Wax

The Show and Tell Challenge for this month's maxi day, which is on the 16<sup>th</sup> will be Goblets and Scoops! So if you have made any of these items or if there is anything else that you would think other members would like to see! Please bring them down ☺

## Demo and Exhibition at Bert Oldfield's Public School, Seven Hills

The Attendees were: Bob, Dave, Rohan, and myself.

Make clear note that I was there early enough to help with the set-up! (Maybe because Bob took the trailer, not Dave? ..... I wasn't early enough to see if Dave arrived first. ☺.)



Started out a fine morning, even if a bit cool, and a nice big area to set out our wares and set up the lathe. Soon done and we were attracting plenty of interested browsers, and plenty of kids to keep us busy on the lathe making tops. We all had a few sales during the day but we soon realised that the main

aim of the day was Conservation. All the other stalls were info related on power saving, organic vegies, save the planet, solar power, etc and we were the only "sales" venue. Could have worked in our favour but it seems not many turned up in a spending frame of mind, so, plenty of interest but actual sales were a bit light.

All in all, a pleasant, relaxing day spent in good company, with plenty of interested bystanders and eager kids watching tops being turned.

A good shower of rain had us packing up a bit early, a little damp on the shoulders but still in good spirits.

Russ



---

There's a fine line between fishing and standing on the shore looking like an idiot. -- Steven Wright

One time a cop pulled me over for running a stop sign. He said, "Didn't you see the stop sign?" I said, "Yeah, but I don't believe everything I read."  
-- Steven Wright

## St Nicholas Plumpton

Sunday the 2<sup>nd</sup> dawned clear but it was cold. Never the less, a little after 7am Steve Attard and I met up with Russ Werner at St Nicholas' a short time later we were joined by Danny Klajman ready to set up for the day ahead. The only problem was that there was no one else in sight, gates were locked and no sign of any activity.

All the doubts about the date, time for set up, etc. were running through all our heads. Even questions such as "Who put the notice up, and did he get the start time correct?", were aired. Since none of the four of us had done that we decided that the person who prepared the notice at the club was responsible for the four of us being here before dawn and freezing our tootsies.

Finally, around 8.15am one of the organisers arrived and opened up and once we were shown our location we soon were ready for the day's activities. Comments were soon being made in anticipation of indulging in some of the Maltese traditional food, even for someone with plain taste I have to say that the food was very tasty.

The day was not real busy but we were all kept occupied with answering questions on how we did some of our work and there were many comments about the excellent standard of our items. Despite the relatively small number of people in attendance, the lathe was kept going, and a few of the older people present had a go at trying to spin some of the tops that we had made.

Sales were not spectacular, but some charity bowls were sold as well and we all did a few sales which made the day worthwhile.

Paul de Belle



I used to work in a fire hydrant factory. You couldn't park anywhere near the place. -- Steven Wright

I installed a skylight in my apartment...The people who live above me are furious! -- Steven Wright

## What's New In The Zoo

At our last members meeting a motion was passed to purchase an automatic HeartSine Defibrillator, which has been located just next to the first aid box. Although this is a fully automatic defibrillator, which will guide a user through the process, we have also purchased a familiarisation training evening for all of the committee members and the daily convenors, which will take place shortly.

Printed guides and video's on how the defibrillator works are also available.

Raymond Saich



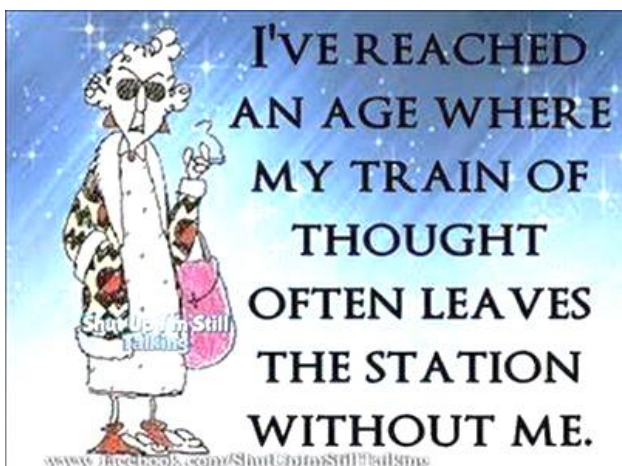
## New Diet Program



Of course I talk  
to myself.



Sometimes  
I need  
expert  
advice.



"Don't slice the pizza. My diet says I'm only allowed to eat one piece!"

# Members Who Make Sawdust



Graham



Andy



Russ



Peter



Neil



David



Les



Rob



## **It is YOUR Club**



The topic for this month has been nominated by my band of diligent and passionate reporters who have witnessed the year's events and been silent observers at every monthly meeting. The column is aimed at those members who enjoy the facilities of the club but make little or no contribution to the club. Sorry, that is not exactly true as some of you do make a very negative contribution. YOU know who YOU are. But just to be sure I will make it very clear.

YOU are the members who:

- Only attend the major demonstrations
- Don't take a turn demonstrating on the lathe
- Don't assist in selling the charity items
- Don't turn charity items
- Only attend the club to buy the best timber at the lowest price
- Rarely if ever attend a monthly meeting or the AGM but complain about decisions made at those meetings.
- Can turn quality items but never mentor the students
- Always want things done but always by someone else
- Are always absent from a Bunnings BBQ
- Never nominate for a position or take ongoing responsibility for a task
- Occasionally take on a task but as soon as it gets a little bit hard cut and run leaving someone else to pick up the pieces
- Moan and groan in the background, complain about the Committee, spread incorrect rumours but never approach the Committee for the facts or to express their concerns face to face.
- Damage or notice damaged equipment but never report it to the Convenor.
- Etc., Etc. Etc.

I repeat. YOU know who YOU are and so do the other members of the club.

As your President said at the June meeting, we have a wonderful club with a great reputation in the community, this has been achieved by the dedication and hard work of a small number of members but every member enjoys the benefits that accrue from this reputation. Just think how much better the club could be if YOU made a contribution.

If you are not satisfied with the way the club is run then the July AGM is your opportunity to make a contribution. Change your attitude and nominate for a position or at the very least attend and vote.

If you don't and you have nothing positive to say then then keep your negative thoughts to yourself.


On a positive note my reporters have asked me to thank the committee and that dedicated group of members who have worked diligently for the club throughout this year.

### **Quote of the month:**

If you want to SUCCEED tomorrow try DECEIT. If you want to still be SUCCEEDING in ten years' time be HONEST and POSITIVE tomorrow and every day. Source: Unknown.

### **Must Fly Woodchip**

## Tasmanian Oak (*Eucalyptus regnans*, *E. delegatensis* and *E. obliqua*)



**Tasmanian oak** (or **Australian oak**) refers to the hardwood produced by three trees: *Eucalyptus regnans*, *Eucalyptus obliqua* or *Eucalyptus delegatensis*, when it is sourced from Tasmania.

When sourced from Victoria, the wood of *Eucalyptus regnans* and *Eucalyptus delegatensis* is called **Victorian ash**.

The species are also widely known by their common names. *Eucalyptus obliqua* is known as *stringybark* or *messmate*, *Eucalyptus regnans* is known as *mountain ash*, and the closely related *Eucalyptus delegatensis* is known as *alpine ash* or *woollybutt*.

	<i>Eucalyptus regnans</i>	<i>Eucalyptus delegatensis</i>	<i>Eucalyptus obliqua</i>
<b>Common Names</b>	mountain ash, swamp gum	alpine ash, woollybutt	stringybark, messmate
<b>Height</b>	Up to 100m, 1.5m Ø trunk	Up to 70m, 3m Ø trunk	Up to 90m, 2.4m Ø trunk
<b>Density</b>	680 kg/m <sup>3</sup>	700 kg/m <sup>3</sup>	750 kg/m <sup>3</sup>
<b>Janka Hardness</b>	5.4 kN	5.7 kN	6.75 kN
<b>Rainfall</b>	> 1200 mm	> 1200 mm + snow or frosts	500 - 2400 mm, frosts common
<b>Appearance</b>	A straight-trunked tree with smooth grey bark and a stocking of rough brown bark to 5–20 metres above the ground.	A straight, grey-trunked tree. The bark is thick, fibrous, and woolly at the base and smooth on the smaller branches	The bark is thick, fibrous, and woolly at the base and smooth on the smaller branches.
<b>Applications</b>	Can be used in all forms of construction as scantlings, paneling and flooring, and can be glue-laminated to cover long spans. Veneers, plywood and engineered products are also available. It is also a popular furniture timber, and eucalypt fibre is sought after for reconstituted board and production of high quality paper.		
<b>Timber</b>			

Sourced from [Wikipedia](#), [Tasmanian Timber](#), and [Australian Architectural Hardwoods](#)

From *Sibec*

# Safety Matters

## A Reminder about Workshop Safety

We must all keep in mind the importance of WORKSHOP SAFETY. Please THINK and ACT responsibly at all times.

It is up to all of us to fulfill our commitment by wearing at all times;

- ✓ Dust masks
- ✓ Protective glasses
- ✓ Suitable clothing
- ✓ Footwear
- ✓ Ear protection

It does not hurt to discuss safety with other members if they are not doing the right thing.

**REMEMBER.....**      **It is your body and your limbs.....**



## TREND TIMBERS

SPECIALIST IN FINE WOODS

Established 1969 A third generation timber family



### YOUR 1 STOP WOODWORKING SHOP IN NSW

Over 100 species  
Select timbers for  
Cabinetmaking  
Furniture  
Joinery  
Woodturning  
Carving


**TREND TIMBERS**  
15 Railway Road North,  
Mulgrave NSW 2756  
**TELEPHONE: 02 4577 5277**  
**FAX: 02 4577 6846**  
Email: [sales@trendtimbers.com.au](mailto:sales@trendtimbers.com.au)  
[www.trendtimbers.com.au](http://www.trendtimbers.com.au)

Opening Hours  
**ALL WELCOME!!**  
Mon- Fri 8am-4pm  
Sat 8am-11.30am  
Closed  
Public Holidays &  
Long Weekends

# hf-50 BENCH TOP ROUTER

## YOUR NEW WORKSHOP FAVOURITE

sheppach



Only  
**\$379**  
Save \$50

Order Code: W846

Compact and convenient, the Sheppach hf-50 Bench Top Router available from Hare & Forbes Machineryhouse is a must for all home workshops and hobbyists.


Using German design and technology, this router has a cast iron bench top with 2 table extensions. A fine adjustment aluminium fence, adjustable spindle height and mitre guide mean that this machine will give a precise result every time.

Boasting a powerful 1500W brush type 240V motor with variable speeds of 8000 - 24000rpm, this machine can handle whatever you throw at it.

Changing the cutter tool is quick and easy with the easy-access spindle lock and 1/2" and 1/4" collets provided, and you can attach a dust collector to the 100mm dust chute at the rear of the machine to keep your workshop clean.

The hf-50 Bench Top Router is fitted with a magnetic switch with thermal overload reset button and comes with a spindle guard and push blocks to make using the machine safer.

**For a limited time, get the hf-50 Bench Top Router for only \$379 using the promo code WTNJUL.**



**HARE & FORBES**  
**MACHINERYHOUSE**

VIEW AND PURCHASE THESE ITEMS ONLINE AT  
[www.machineryhouse.com.au/WTNJUL](http://www.machineryhouse.com.au/WTNJUL)

**SYDNEY**  
(02) 9890 9111  
1/2 Windsor Rd,  
Northmead

**BRISBANE**  
(07) 3274 4222  
625 Boundary Rd,  
Coopers Plains

**MELBOURNE**  
(03) 9212 4422  
1 Fowler Rd,  
Dandenong

**PERTH**  
(08) 9373 9999  
11 Valentine St,  
Kewdale

Specifications & Prices are subject to change without notification. All prices include GST and valid until 31-07-17

06.WTN\_010717

## THE BACK PAGE

### Item Number 40

### The Drum Sander

#### A Drum Sander is NOT a Planer

A large sander that uses a rotating sanding drum. As with a planer, the operator adjusts feed rollers, the height, by changing the grit of sandpaper also adjusts the depth of cut, before feeding the wood into the machine. The sander smooths it and sends it out the other side and is good for achieving a flat smooth finish on large surfaces.

When using a drum sander for the first time, it's very tempting to think of it like a thickness planer. After all, the machine pretty much works exactly the same way. But it's probably best if you only consider the drum sander as a finish sanding tool. Removing too much stock at one time will result in tremendous heat build-up, burnt sandpaper, blown fuses, and a screwed-up piece of wood.

Most times, the machine is fitted with either 80 or 120 grit paper on the drum. This grit is perfect for removing milling marks from the planer and ideal for reducing the thickness to that fine adjustment necessary with making veneers.

Drum sanders are great for fine surfacing or sanding wood, especially figured woods that tear out under planer blades, but it is not the best tool for removing large amounts of wood, such as you would do when leveling glued up boards or surfacing stock.

The drum sander is an incredibly useful tool that can have a huge impact in your workflow. It will also open up a bunch of doors for you, especially when it comes to the world of home-sawn veneer.

It should be noted that it is not advisable to use this machine for the purposes of removing paints, lacquered surfaces, wood with a lot of resins, sap and glue ups as this has a tendency to clog the sand paper and make the useless. (These comments are made for use in an unsupervised, inexperienced multy personal using situation)

As always it is recommended that all safety precautions be used particularly the use of the dust extractor as the name indicates there is a lot of dust in the use of this machine.



**A planer / thicknesser will remove stock much, much more quickly than a drum sander.**

**A drum sander is built to sand and not to be used as a thicknesser.**

Eddie C.

**Note:** As in all professions there are many and varied opinions and ways of doing things. This is true of wood turning. These articles are the results of my reading article publication