

WESTURN NEWS

Issue 161

11th November 2013

Western Sydney Woodturners Inc.
Twingums Retreat, 36, Northcott Road, Lalor Park, NSW 2147
PO Box Lalor Park 4008
Web Site:- www.westernsydneywoodturners.com

Views and comments expressed by individuals do not necessarily represent those of the publishers and no legal responsibility can be accepted for the result of the use by readers of information or advice of whatever kind given in this publication, either in editorial or advertisements.

PRESIDENT'S REPORT NOVEMBER, 2013

OPEN DAY is approaching quickly so let's all get together and make it a successful day, keep selling as many raffle tickets as possible as the proceeds go to the betterment of your Club.

The Thursday before the Open Day will be a clean-up day and on the Friday we will be setting up members' work displays and your items which you may wish to sell. Remember if you can't be there on the day don't put out anything for sale as other members shouldn't be responsible for your items.

Another month has come and gone and still there are things to be done concerning our Club. You will probably notice the boxes on the lathes which when all are completely fitted out with all the necessary tools and centres they will be locked and you will need to have the Convenor open them. You count the tools and match them to the number on the box and at the end of the day call the Convenor who will count the tools and lock the box.

Please do not borrow anything from another lathe as everything needed should be in the box unless it needs to come from the store and that item must be returned to the store.

Let's hope this stops parts disappearing from individual lathes. Sorry to do this but we can't keep buying tools because people don't care.

The shed hopefully is nearing completion with a few things needing to be fixed for Council, which we hope can be done in the near future.

Until next month, "Happy Turning".

Bob Young.

2013 COMMITTEE

President:	Bob Young 0408 760 131
Vice Presidents:	Paul Collins Paul DeBelle
Secretary:	Alan Eipper
Treasurer:	Ken Vodden
Grants Officer & Membership Secretary:	Raymond Saich
Catering Officer:	Fiona Deane
Library:	Gary Hansell
Editor:	John Satchwell rmo@netspace.net.au
Trainer:	Ron Devine
Shop Manager:	Paul Collins
Equipment and Maintenance:	Many Farrugia Dave Matthews
Welfare Officer:	Eddie Catford

If you have any problems or information concerning the club , please contact the relevant person listed above.

SHOP TRADING HOURS

Mon—Fri 9:00am 10:30am
12:45pm 1:30pm
FRI ONLY 7:00pm - 7:30pm

See Shop Manager Paul Collins

CLUB MEETINGS

SECOND TUESDAY OF EACH MONTH
COME AND DISCUSS WHAT CONCERNS YOU
Nov. 12th 2013
Dec. 10th 2013

SATURDAY WORKSHOPS

THIRD SATURDAY OF EACH MONTH
FOR THAT EXTRA TURNING TIME
NOV. 16TH 2013
DEC. 21ST 2013

09:30am to 3:00pm
\$5:00 Ph: Liam 0411 560 984

LADIES DAY

SECOND SATURDAY OF EACH MONTH
FOR THE LADIES OF THE AREA
NOV 9TH 2013
DEC 14TH 2013

MAXI DAY

THIRD SUNDAY OF EACH MONTH
COME AND LEARN A LITTLE MORE

No more Maxi days this year

09:30 to 3:30pm

**\$6.00 Light Lunch Provided; Guest Demonstrators or
Open Workshops**

Items for Sale

Club Shirts	Badges
Pepper Grinders	Salt Grinders
Sand Paper	Pen Kits
Letter Openers	Friction Polish
Triple "P"	Timber Sealer
Polishing Cloths	Perfume Applicators



FREE ENTRY



ART FOR EVERYONE ART FOR YOU

- DISCOVER NEW ARTISTS
- WATCH ARTISTS CREATE LIVE
- ART OF EVERY STYLE & FOR EVERY BUDGET
- FREE PHOTOGRAPHY SEMINARS
- GET CREATIVE IN ART WORKSHOPS
- A CHANCE TO WIN PRIZES
- HAVE YOUR ARTWORK VALUED

ONE TREE ARTIST CENTRE



SYDNEY – OCTOBER 25 – 27, 2013

Modern Pavilion, Entertainment Quarter, Moore Park
Fri 5pm – 9pm, Sat 10am – 5pm, Sun 10am – 4pm

AUSTRALIANARTSHOW.COM.AU

bänziger | hulme



Art & Design



Organised by

EXPERTISE

02 9392 7575

FIRST PRIZE FIRST PRIZE

Ph: +61 2 4577 5277 | Fax: +61 2 4577 6846

15 Railway Rd North | Mulgrave | NSW 2756

Trend Timbers

Monday - Friday: 8am - 4pm | Saturday: 8am - 11:30am

Your one stop woodworking supply shop.

Sunday, long weekends and public holidays:
CLOSED

SELECTION OF TIMBER TO THE VALUE OF

\$300.00

HARE & FORBES
MACHINERY HOUSE

SECOND PRIZE

Sydney: (02) 9890 9111

SELECTION OF MACHINERY TO THE VALUE OF

\$200.00

FROM THE FOLLOWING MANUFACTURERS

HAFCO
WOODMASTER

RECORD POWER

schepach

THIRD PRIZE

Timberbits.com

Phone Number - (02) 9788
3383

Fax Number - (02) 9788 3382

PEN AND CASE TO THE VALUE OF

\$200.00

**DRAW TAKES PLACE AT THE CHRISTMAS LUNCH
NORTHMEAD BOWLING CLUB**

8TH DEC

CONTACT A MEMBER FOR MORE INFO.

Segmented Turning

By Ken VODDEN

Segmented Turning Demonstration – Ken Vodden

Ken began the demo by discussing the geometry of a six sided segmented vase (urn) with an impressive handout. He showed us how to use geometric terms such as tangent, secant and radius to determine the shape of our segments. He provided numerous examples of finished segmented vases to help explain the theory.

Ken then showed us his saw table. He has slides set up at angles from 45 degrees (4 sides) to 6 degrees (30 sides). He says he can achieve an accuracy of 0.1mm on the length of his segments. He prefers a table saw to a drop saw and uses a brad awl to push timber when his fingers are near the blade. He uses an 80 tooth blade. He reminded us to ALWAYS keep fingers away from the saw blade.

Always put everything together dry using a clamp (hose clamps work), hold up to the light and if you see light coming through you need to sand. He uses Tite Bond or Club Glue. Tite Bond is quicker. He prefers to use metal working vices and clamps that don't twist.

Ken places a black mark on the workpiece between 1 and 2 jaws for work which is coming out of the chuck and going back into the lathe again but reminds us that timber still moves. He glues the base segmented layer to a wooden faceplate with hot melt glue. He cuts a tapered hole for the plug and then makes a plug to suit, once again using a wooden face plate and hot melt glue. He glues the plug in, then cut a mortise for the chuck. Check size of mortise before removing from face plate. Face other side of base with scraper. Face all segmented discs using the drum sander and assemble discs one at a time by eye.

After lunch Ken put up half a segmented vase and turned the O.D. and face with a scraper and boring the I.D. using his smallest bowl gouge. You should turn the outside first and then match the inside to it. He then faced the other side of his vase, and then put both halves of the vase between the tailstock centre and the chuck. Next he "joined the dots" using his bowl gouge and finished with his scraper, watching the shape, not the tool. Spend as long as you like perfecting the shape

Ken now took out a fully glued vase checked for runout and removed the wooden face plate. He used a steady so he could work on the inside and the neck. Clean up the inside while the steady is up, then uses the tailstock centre and a cone to clean up the outside. He also showed us how to use a donut chuck to clean up the base. He then showed us a finished vase. Very nice.

Ken then took out a series of small segmented objects and examples of the timber pieces that he used to turn them. He placed a piece of wood between centres and rounded it with his scrow to see what it looked like, then formed a tenon with his parting tool. He put the wood between the chuck and tailstock centre, rounded the end off with his bowl gouge to get ideas, and then continued shaping, changing to his detail gouge for boring. It was good to see the segmented shape appear.

Thanks to Ken for this very informative demonstration.

Ted Payne



Thanks to Michelle Rowland MP, The Member for Greenway, for her continued support which includes the Printing of this Newsletter.



Picnic in the Park

Dave, Ken, my Mum (Leonie) and myself arrived early at Chifley Park to help set up. This was the first event that I have attended so I was keen to see how everything went. We got a good spot next to the community hall. We were lucky that we had everything set up early as people started arriving before the event even started which good for us was because we made a few early sales. Ted arrived soon after to run the charity table which was good because we were short on helpers.

Other stalls started setting up around us including: The sausage sizzle which got a lot of bussiness from us. My neighbour set up his pottery wheel next to us and soon had a big crowd of kids interested in giving it a try. I even had a go, it was a lot of fun but a lot harder than I thought so I'm going to stick to woodturning (It is a lot easier).

The community choir kept us entertained during the day. The kids had fun dancing and playing games like tug 'o' war which even had Ken and Ted joining in. It was really good to see the old blokes showing the kids how it was done.

Eddie dropped by to have a chat. He had a look at our work on display and was very impressed by it all. He gave me some useful advice as usual and than he went.

I turned some spinning tops and handed them out to the many kids who were interested in our work. Ken turned a goblet and honey dipper for charity. The Charity did really well thanks to Ted and I did pretty well myself for my first event.

It got fairly hot after lunch so things slowed down abit. But overall it was a very good day so I think I might have to start going to a few more events with the club from now on.

Jimmy Singh

Happy Birthday: May tou have many more

Brian Brooks

David Burns

Syd Churchwood

Paul Collins

Paul de Belle

John dr Vos

Joanne Dunster

Hans Freke

Stephen Hitchcock

Don Hughes

Michael Jones

Tony Marberly

Isaac Ralph

Bob Taylor

Bob Young



WELFARE REPORT

Firstly, please let me know if you or anyone you know is or has been ill as I am being advised of some members who have been away sick and we have not known about it until after the event. I would like to be able to acknowledge all members as they become sick on your behalf.

I hope the following members are well on the road to recovery,

Robin Campbell, a scalding burn and a fall with severe bruising.

Graham Dawes, an operation on his leg.

Bob Hodge, a severe laceration to his hand.

Peter Ryan, called into the club after 12 months of various illnesses and operations.

John Clark, ongoing test.

Eric Aldinger, ongoing treatment and extra physio.

Kevin Hilton, ongoing treatment.

Hans Loomans, ongoing test and occasional hospital visits.

Wayne Hipwell : Chest infection, ongoing tests.

We hope all members are now feeling much better.

Eddie Catford

Welfare Officer

Club Events

Trend Timbers Open Day Friday 15 & Sat 16 Nov 2013

Club Open Day Saturday 30 Nov.

Club Christmas Luncheon 8th December 2013

Over 100 species
Select timber for
Cabinetmaking
Furniture
Joinery
Woodturning
Carving

TREND TIMBERS

15 Railway Road North, Mulgrave NSW 2756
TELEPHONE: 02 4577 5277 FAX: 02 4577 6846
Email: sales@trendtimbers.com.au

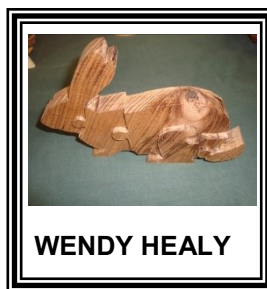
www.trendtimbers.com.au

Opening Hours
ALL WELCOME!!
Mon-Fri 8am-4pm
Sat 8am-11.30am
Closed
Public Holidays &
Long Weekends

Show and Tell November 2013



LEIDA JEDNIUK



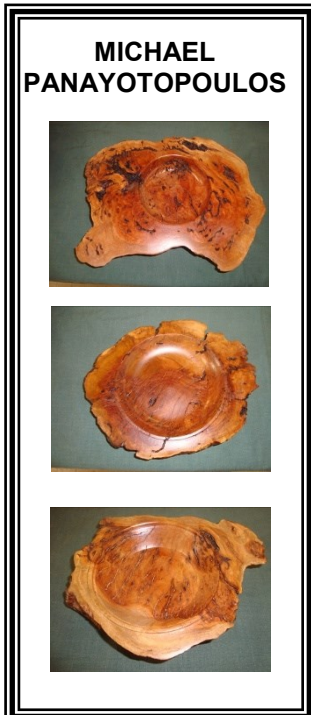
WENDY HEALY



LIAM HEALY



RON FATHERS



MICHAEL PANAYOTOPOULOS

WHAT A GREAT SHOW




RAYMOND SAICH



RAY SMITH



TED PAYNE



JIMMY SINGH



ALAN PHELPS

Wood Working

Made Easy

cs-55 Circular Plunge & Mitre Cut Saw - Package

- 160mm saw blade
- 45° saw head tilt
- 1.2kW/1.6hp, 240V
- Includes guide rail, clamps & stops




~~\$361.90~~
\$289 (W874)

M-16 Chisel Morticer

- 16mm chisel capacity
- 160 x 46mm adjust. table
- 120mm head stroke
- 0.37kW, 240V motor

**125mm timber
width capacity**



~~\$319~~
\$295 (W347)

OS-58 Oscillating Vertical Bobbin Sander

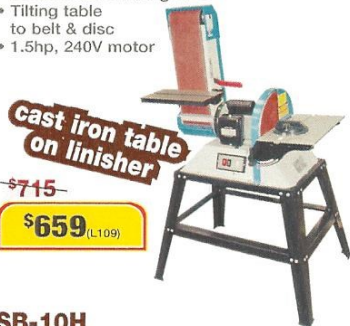
- 1/2", 3/4", 1", 1-1/2", 2" & 3"
- 370 x 290mm cast iron table
- Rotating & oscillating
- 450W / 240V motor



~~\$242~~
\$219 (W843)

L-612A Belt & Disc Linisher Sander

- 150 x 1220mm Belt
- 305mm dia. sanding disc
- Tilting table to belt & disc
- 1.5hp, 240V motor




**cast iron table
on linisher**

~~\$715~~
\$659 (L109)

DS-1632 Drum Sander

- 400mm sanding width
- 3.2 ~ 127mm sanding height
- 1720rpm drum speed
- Variable table feeds
- 0.75kW/1hp, 240V motor



~~\$902~~
\$849 (L110)

WL-46A Electronic Variable Speed Wood Lathe

- 462 x 1194mm turning capacity
- Electronic speeds 100-3200rpm
- Cast iron construction
- 1.5kW/2hp, 240V motor
- Includes faceplate, drive & live centres toolrest & stand

~~\$1,859~~
\$1,749 (W387)

SAVE \$110



powerful

SB-10H Table Saw

- Ø254mm TCT blade
- 1170 x 800mm cast table
- Tilt arbor 45°
- 3hp, 240V motor



**includes
mitre guide**

~~\$1,199~~
\$1,099 (W453)

SAVE \$100

T-380S Thicknesser

- 380 x 150mm capacity
- Spiral cutter head with carbide inserts
- Digital height gauge
- 2 speed gearbox feed
- 1.5kw / 2hp, 240V motor



**spiral
cutter head**

~~\$2,475~~
\$2,349 (W414S)

SAVE \$126

BECOME A MACHINERYHOUSE MATE

- GAIN ACCESS TO:**
- ✓ ONLINE PROMOS
 - ✓ EXCLUSIVE OFFERS
 - ✓ TRACK YOUR ORDERS
 - ✓ NEWSLETTERS
 - ✓ LATEST RELEASES
 - ✓ COMPETITIONS

\$20 Mates Rates
\$50 Mates Rates
\$70 FREE DISCOUNT VOUCHERS

SIGN UP FOR MATES RATES
MACHINERYHOUSE.COM.AU/SIGNUP

PROMO CODE

TURNWOOD

Use promo code ONLINE OR INSTORE to receive these special offers Valid until 31-10-13

Note: Discount vouchers are valid for online purchases only

Specifications & Prices are subject to change without notification. All prices include GST and valid until 31-10-13

HARE & FORBES
MACHINERYHOUSE

NSW
(02) 9890 9111
1/2 Windsor Rd,
Northmead

QLD
(07) 3274 4222
626 Boundary Rd,
Coopers Plains

VIC
(03) 9212 4422
1 Fowler Rd,
Dandenong

WA
(08) 9373 9999
41-43 Abernethy Rd,
Belmont

www.machineryhouse.com.au

BREED.

Well another year has passed with eight students five from Seven Hills High School and three from Patrician Brother Catholic School at Blacktown participating. I must say it has been a very successful year as the program was intense but this did not deter the students as they settled in and completed the tasks with a lot of enthusiasm and a great deal of satisfaction. To the Mentors I thank you for giving up your turning day to provide tuition for these students, knowing you were part of how proud they were when they showed their completed work to club members then taking it home for that someone special makes you feel it is all worthwhile.

To the coordinators Amanda Torikis from Seven Hills High and Karen Smailes from the Catholic Work Place Training System I thank you for your cooperation in setting up and being part of this successful program.

It is important I thank Sandra Ongley Career Coordinator of the Breed Community Program for all her help in the past and particularly this year as it was her efforts that originally set this program up.

The program will be started in first term 2014 and I hope the support from the members is given with the same enthusiasm and acceptance that it has given in the past. Thank you all.

Eddie Catford

Conner & Andy



Luke & Steve



Daniel & Manny



Josh & Tony



Steve, Suli, Carlo & Tony



Chase & Lawrence



OPEN DAY 2013

SAT. NOV. 30TH

9.00 TO 4.00

WESTERN SYDNEY WOODTURNERS

FREE ENTRY

GET YOUR CHRISTMAS GIFTS NOW

HOT FOOD/DRINKS FOR SALE PRIZES TO BE WON NO EFTPOS

Cnr. Northcott Rd & Diane Dr. Lalor Park.

www.westernsydneywoodturners.com

SPONSORS FOR THE DAY:-

HARE & FORBES - 9890 9111

TIMBERBITS - 9788 3383

TREND TIMBERS - 4577 5277

THE BACK PAGE

THINK FOR YOURSELF

Steve.

It is only natural that when we take up a new hobby for us to seek out teachers and experts to teach us the skills and techniques required for that hobby. In woodturning once we have required the skills and techniques to be able to approach a lathe and mount a blank with reasonable certainty of not killing ourselves and producing a recognisable object, the question arises “where do I go from here” If we are satisfied with the standard we have achieved and are content to evolve our style slowly then that is our thing and we intend to enjoy ourselves. If however we are not satisfied or are impatient and like Oliver Twist we want more, we seek out more information. At this point some of us begin to specialise eg. Segmented turning, Pen making, working with Burls and other directions. Those of us with more Catholic tastes seek to increase our knowledge by reading books and magazines on wood turning. Now the problems really begin, as we commence to read these books and articles we find there are as many opinions as there are authors. Some of these authors lay down such strict rules that if you obey them you will become perfect clones of the author. Failure to obey those rules will doom your work to:

- a. Crumble to dust
- b. Be struck by lightning or
- c. Have all the beauty of a bucket of cane toads (with apologies to cane toad lovers)

To the best of my knowledge there have only been three divinely inspired books, The Torah The Bible and The Koran. All other books express the opinions of the author and are therefore subject to debate. All attempts to quantify beauty are doomed to failure.

An appreciation of beauty is a deeply personal and emotional response for example; Any father holding his new born child knows beyond doubt that he is holding the most beautiful object on earth. To the casual observer what he is holding may appear to be a squalling, wizened up miniature Winston Churchill, this will not alter the father’s knowledge of his child’s beauty.

In conclusion please continue to read and appreciate these authors as they do have a wealth of knowledge and experience, however remember their writing is advice and guide lines not gospel. Back your own judgment remember “beauty is in the eye of the beholder.” If you know something is beautiful then it is beautiful.

Steve.

P.S. if you do happen to be struck by lightning it is probably not because you ignored Mike Darlow or Richard Raffin. (I hope)

To All New Members: Welcome Aboard

No. 3596 Mr. Lawrence

No. 3595 Mr. Tony Motbey

