

# WesTurn News

Issue 171

14th October 2014

Western Sydney Woodturners Inc  
Twin Gums Retreat, Corner Northcott Road and Diane Drive  
PO Box 4008, Lalor Park NSW 2147  
Web Site: [www.westernsydneywoodturners.com](http://www.westernsydneywoodturners.com)



## President's Report

Back again!! The months seem to be flying by.

By now, everyone would know Ken Vodden and Chris Hardy are moving to Wellington to start their “tree change” and we wish them all the very best with their new endeavour, we will miss them greatly (I know I will) as they have been both a great asset to the Club, always there to lend a hand when things needed doing. Both Ken and Chris will still remain members of the Club and will visit from time to time.

With Ken’s resignation as Treasurer, Paul de Belle has resigned as Vice President and is taking over as our new Treasurer and the Executive has made a casual appointment of Paul Collins as Vice President which will bring our Executive up to full strength for everything that needs to be done in the future.

Jimmy Singh has offered to help with some of the additional things that Ken used to do and we wish him success with his many new jobs.

A lot of things have happened since the last Report such as the Newcastle Stitches and Craft Show, Cumberland State Forest Fair, Linnwood House, Hambledon Cottage, Wisteria House to name a few (all in the one month). We would like to see more new faces on these occasions for many hands make light work and our Charity benefits greatly from attending these functions.

The Bunnings Barbecue is now over and it was a great success. Thanks to all the helpers on the day you did a great job once again. The proceeds will go toward keeping your Club and its amenities up to date and in good order.

New members continue to join the Club and this brings our membership up again with many of these new members doing the classes with our Instructors. Thanks very much guys for your contribution it is greatly appreciated by everyone concerned.

Remember the old saying “it’s not what the Club can do for me but what I can do for the Club”.

My personal thanks again for everything Ken.

Keep Turning - Bob Young.

## 2014 Club Committee

**President:** Bob Young (0408760131)

**Vice Presidents:** Paul Collins and David Searle

**Secretary:** Alan Eipper

**Treasurer:** Paul De Belle

**Grants Officer & Membership Secretary:**

Raymond Saich

**Catering Officer:** Fiona Deane

**Librarian:** Gary Hansell

**Editor:** Ron Fathers

ron1947@optusnet.com.au

**Assistant Editor:** James (Jimmy) Singh

**Webmaster:** Lindsay McEwen

lcmcewen@optusnet.com.au

**Training Co-ordinator:** Ron Devine

**Trainers:** Graham Dawes and Rod Brown

**Shop Managers:**

Paul Collins (JP) and Bob Young

**Stores, Equipment & Maintenance:**

Manny Farrugia, Dave Matthews,

Graham Dawes (JP)

**Welfare Officer:** Eddie Catford

If you have any problems or information concerning the club please contact any of the above committee members.

### Bowl turning Class (one off)

Saturday 25th Oct.

Cost \$40

Inquiries and bookings call Ron Devine 0402362352

We would like applicants to be members already

See notice board for more detail

### Shop items

Triple "P"

Friction Polish

Sanding Sealer

Sandpaper

Club Shirts

Dust jackets

Club Badges

Pen Kits

Pen Blanks – Acrylics

Many more items also available

### Shop Trading Hours

Mon-Thurs: 9am – 10:30am

12:45pm – 1:30pm

Friday nights: 7pm – 7:30pm

See Paul Collins and Bob Young for more details



Thanks to Michelle Rowland MP, The member for Greenway, for her continued support which includes the printing of this newsletter

### Librarian Report

Don't forget to check out our great library as we have many varieties of wood magazines, books, DVDs and videos for our members to borrow and don't forget to please return your borrowings in the correct numerical order and remember that the lending period is one month.

## Club Trading Hours

Mon-Thurs: 8:30am – 3:30pm \$5

Friday Nights: 6:30pm – 9pm \$3

### Third Saturday of the month:

9:30am – 3:30pm \$5

18<sup>th</sup> October

15<sup>th</sup> November

20<sup>th</sup> December

Contact: Liam Healy – 0411560984

### Ladies Day – Second Saturday of the month:

8<sup>th</sup> November

13<sup>th</sup> December

Contact: Anna Dawes – 96386995

tandawes@optusnet.com.au

### Maxi Day – Third Sunday of the month:

From 9:30am (Lunch included) \$6

19<sup>th</sup> October – Dick Turner – Wood properties and identification

16<sup>th</sup> November – NO maxi day

21<sup>st</sup> – NO maxi day

## Club Meetings

### Second Tuesday of the month – 7pm

14<sup>th</sup> October

11<sup>th</sup> November

9<sup>th</sup> December

## New Members

Welcome to all our new members this month.  
We hope your stay is both long and rewarding

Marianne Bucher

Jim Shearan

## Happy Birthday

Happy Birthday to all our members this month.  
We hope you have a great day with many more  
to come.

Stephen Attard

Kaye Carter

Eddie Catford

Shane Catford

Gary Hansell

Andris Karklins

Rohan McCardell

John Miles

Bill Mottram

Rob Stewart

Bob Williams

Grant Williamson

## Coming Events

### October

- Kings Langley Village Fair (Private Sales) - Sunday 19<sup>th</sup>

### November


- Trend Timbers Open Days (Demo only) – Friday 14<sup>th</sup> and Saturday 15<sup>th</sup>
- Club Open Day – Saturday 29<sup>th</sup> November

**Any members interested in going to these events please put your name on the clipboards at the club.**

### Welfare Report

This month was again plagued with members having the flu along with a couple of members having a trip to hospital with knee operations and stone problems. We wish these members a speedy recovery. I am aware of several members with ongoing medical issues along with some wives and loved ones who have issues and we remind them they are not forgotten. If you keep me informed I am able to pass your progress on to all who inquire on your progress. Your feedback is always appreciated.

Eddie C



### THE WOODTURNERS OF THE HUNTER

Invites your club members to

## GRAEME PRIDDLE DEMO DAYS

Saturday November 1<sup>st</sup> and Sunday November 2<sup>nd</sup>

Registration at 8:30 am both days – \$35 for one day \$60 for both

**DIFFERENT DEMO EACH DAY**

**RSVP Friday October 24**

**LIMITED SPACES NOW AVAILABLE**


If you wish to attend please contact either: Secretary Nick Anderson at the club address above; or President John Reid **4971 2058** or email [jmreida@bigpond.com](mailto:jmreida@bigpond.com)

Please let us know by **Monday October 20** at the latest.





# Goodbye Ken and Chris



I would just like to add a personal 'thanks' to Ken Vodden and Chris Hardy. As most will know, Ken and Chris are moving to Wellington, NSW to live but will remain members. Chris helping out at many of the demos and functions and Ken, well, he was involved in everything. A very good club man going out of his way to assist in any way he could. He was a great mentor as well, helping out many newcomers and novices with advice and direction. We will still see them and keep in touch but will miss their hands on involvement with the club. The very best of luck with the new venture.

Editor.

I just want to say a massive thank you to Ken for showing me how to take over some of his jobs that he did for the club, which most people didn't know he did. Ken has helped me in many ways which include: taking me to demos, giving me advice and being a great mentor to me when I first joined the club. I also want to say a big thank you to Chris for taking me to demos as well and giving me lots of encouragement with my turning. I will miss them both so much and it will be a very sad day when they leave. Good luck and goodbye for now!

Assistant editor.

# WESTERN SYDNEY WOODTURNERS

**OPEN DAY**

**SAT – NOV 29<sup>TH</sup> 2014**

**9AM – 4PM**

Free Entry

Hot food/drinks for sale – No Eftpos

Prizes to be won and demos

Corner Northcott Road and Diane Drive – Lalor Park

[www.westernsydneywoodturners.com](http://www.westernsydneywoodturners.com)

## BREED REPORT

This term has been a pleasure to have had six students who not only showed interest but have excelled in the tasks set by completing them all in record time and at a very high standard. I wish to congratulate the boys on their positive attitude, keenness to learn, attention to detail, the ability to fit into a work place situation and respect shown to their mentors.

I thank the members for the respect and acceptance they gave the students and particularly the mentors for all their efforts and dedication in passing on their expertise.

One student's photo is missing as he was not available at the time of presentation and will be given his certificate at a later date.

This is the last group of students for this very successful year and we as a club can be proud of this program and the efforts of the mentors as it has been discussed in many circles over recent months particularly at our recent 25<sup>th</sup> birthday, thank you for your ongoing support and if you wish to be a part of mentoring in the new year come and have a talk as there is a lot of personal satisfaction in helping the students.

Eddie C.



Luka and Andy



Gary and Simon



Max and Mark



Hans and Liam



Lawrence and Nikola

*Thanks Eddie  
I'd just like to say a big 'thank you' to  
Eddie for all the work he does for the Breed  
Program. The 'behind the scenes' organising  
of the program would take many hours, he  
does a great job and I am sure the boys are  
most grateful. The editor.*

# Safety Matters

## A Reminder About Workshop Safety.

We must all keep in mind the importance of WORKSHOP SAFETY. Please THINK and ACT responsibly at all times.

It is up to all of us to fulfill our commitment by wearing at all times;

- ✓ Dust masks
- ✓ Protective glasses
- ✓ Suitable clothing
- ✓ Footwear
- ✓ Ear protection

It does not hurt to discuss safety with other members if they are not doing the right thing.

**REMEMBER.....**      **It is your body and your limbs.....**



## TREND TIMBERS

SPECIALIST IN FINE WOODS

Established 1969 A third generation timber family



### YOUR 1 STOP WOODWORKING SHOP IN NSW

Over 100 species  
Select timbers for  
Cabinetmaking  
Furniture  
Joinery  
Woodturning  
Carving

**TREND TIMBERS**  
15 Railway Road North,  
Mulgrave NSW 2756  
**TELEPHONE: 02 4577 5277**  
**FAX: 02 4577 6846**  
Email: [sales@trendtimbers.com.au](mailto:sales@trendtimbers.com.au)  
[www.trendtimbers.com.au](http://www.trendtimbers.com.au)

Opening Hours  
**ALL WELCOME!!**  
Mon– Fri 8am-4pm  
Sat 8am-11.30am  
Closed  
Public Holidays &  
Long Weekends

## Bidwill Blokes Breakfast

On Wednesday the 3<sup>rd</sup> of September; Ken, Eddie, my Mum (Leonie) and I arrived at the Chifley College Bidwill around 7:30am. Dave was there waiting for us on the oval. We started to set up but decided not to put up the awning because it was cold and windy. Rob arrived a bit later to help out.



There were many stalls including: BBQ, coffee, barber, insect show, community services, garden, petting zoo, cars, bikes, antique machinery, climbing wall, rescue crews, Billy carts, putt putt boats, AFL and soccer games for the kids.

There were also many dressed up characters walking around, kids walking animals around and a man riding a unicycle, juggling swords and doing tricks.

The insect show was a big hit for the kids, many of them were left screaming and scared after seeing the spiders, stick insects and big cockroaches.



The free BBQ and coffee kept everyone fed during the morning. We had many people come to have a look at our items. We had some good member's sales and the charity did okay as well.

As the morning came to an end we started to pack up. Just before we were about to leave a teacher came around and gave us a certificate and a gift to all the members to say a big thankyou for



coming and supporting the school which was very nice of them. It turned out to be a great morning overall and hopefully we will get a few more members next year.

**Jimmy Singh**

## FIRST DAY OF WISTERIA FETE - Saturday 13<sup>th</sup> September

I arrived at Cumberland Hospital at what I thought was nice and early, but Dave and Lawrence already had the gazebo up and were setting out the tables, (guess they must have slept there overnight!). It had rained a bit during the night and was still drizzling on and off but, by keeping the tables well into the gazebo, we were able to set our gear out and stay dry. The forecast of clearing showers proved correct and by mid-morning we were seeing some sunshine, finishing the day in brilliant weather.

Sales proved to be a little slow, indeed there were not too many people around, especially at first while the weather was decidedly undecided, but there were enough to have someone there looking at our wares most of the time. Always pleasant chatting to people about wood turning and having them constantly tell us how clever we are!! 😊. Dave and I shared the demo work between us and handed out tops to the passing kids.

The charity did reasonably well considering most of the better bowls had gone to Newcastle!!



Many thanks to Dave and Lawrence for a pleasant day of chat and laughs,

Russ

## Wisteria House – Sunday 21<sup>st</sup> September

It was a cloudy day when my mum (Leonie) and I arrived around 8:45am. Dave and Russ were already there and they had everything setup which was good. We were just unpacking when Chris came to set up her stall with us.

Things were very busy in the morning. There were many people coming over to our stall looking, buying and asking about our stuff. Some people wanted to know about our club and if we could make things for them.

As the day went on the sun came out which was good. We had many sales throughout the day so everyone did ok. The banana stands were such a big hit we sold out of them so the charity did well also.

There were many stalls selling plants, books, jewelry and food. Next to us was a DJ playing great music and motorbike rides which were very popular.

It was such a great fun day so I will be coming back again next year.

Jimmy Singh



## Linnwood House

On Sunday the 14<sup>th</sup> of September when Liam, my Mum (Leonie) and I were heading out to Linnwood House, we saw Bob Jarvis driving in front of us; it took us by surprise as we didn't think Bob was coming today. When we drove in Dave was already there like ALWAYS. We all started to setup and a bit later Steve Attard arrived as well. So there were a few of us there this time which was good.

We had a few early sales and it started to get pretty hot around lunch time. We all saw Russ working hard at the BBQ as usual and we had our lunch and then had a look at the vintage cars and motorbikes. Ray Smith's wife came out to see us all and to have a nice chat to me as usual.

Liam showed Steve how to turn a goblet out of wet camphor which was fun to watch. We had a few more sales in the afternoon and the charity did alright. We had a few people interested in our club and asking lots of questions about our work.

Overall it was a very sunny and interesting day. Hopefully more members will come to support Linnwood House next month.

Jimmy Singh



## An elderly gentleman...

An elderly gentleman had serious hearing problems for a number of years. He went to the doctor and the doctor was able to have him fitted for a set of hearing aids that allowed the gentleman to hear 100%. The elderly gentleman went back in a month to the doctor and the doctor said, 'Your hearing is perfect.. Your family must be really pleased that you can hear again.' The gentleman replied, 'Oh, I haven't told my family yet.

I just sit around and listen to the conversations. I've changed my will three times!'

## NEWCASTLE STITCHES & CRAFT SHOW - SEPTEMBER 11<sup>th</sup> - 14<sup>th</sup>

We set up on Wednesday the 10<sup>th</sup> some of the group who took caravans preceded to the caravan park to set up their vans while some of us went straight to the event at Broadmeadow, where the Exhibition Hall is located adjacent to the railway station.

When I arrived George was already in location and had some of his exhibits unpacked, to say it was a bit like the Tower of Babel was a bit of an understatement, the aisles were jam-packed with trolleys as stallholders were attempting to unpack all their wares. This also made it hard for us to unload as you had to contend with forklifts rushing around with pallets of goods that were wanted yesterday, some of the stallholders actually arrived on the Tuesday.

Eventually Andy arrived with the trailer and added to the confusion as well as Bob and Lyn, Eddy and Jill, Ken and Christine. Bob Taylor also turned up and so the setup started, we set up the tables, tablecloths, rest area and connected up our two lathes, checked they were working and allocated spaces for various people and most important our Charity goods, which were pride of place in the center of our area.

At approx. 4.30pm we called it a day and retired to our accommodation, Bob Taylor to his sons place locally. I was booked into a Motel in Belmont and the rest of the crew were at the caravan park. I was to meet them there for a quite drink and sober discussion of the day's proceedings and how we would plan the proceedings for the rest of the show. Later on while I was watching the news on TV I was rung and told the salad was getting hot as well as the beer and it would be wise if I was to get a part of my anatomy into gear and join them forthwith. I complied with this gentle reminder of my tardiness and soon was enjoying the company and wit of my fellow turners.

Thursday dawned and we set sail at approx. 8.30am to arrive at the hall around nine to prepare for the opening at 10am. Some last minute arranging of goods and we were all ready. The clock struck 10am and we were away. The crowds were not as big as the last few years but there was the steady turnover of people and some sales of goods took place. The Charity bowls attracted sales as well as the Camphor shavings which proved to be a good seller.

Around 2pm in the afternoon the crowd fell away as possibly children had to be picked up from school and people had to return to surrounding districts and beat afternoon traffic buildup. This seemed to be the pattern for the first two days and talking to the other stall holders they thought the crowds were down also so it wasn't just us who thought this. The one good thing was the company at night and the exchange of ideas of how the club could be better run in the future.

Terry Boddy joined us on Thursday but had to return home on Friday as his wife had taken ill and he was needed. Hope the lady of the house is feeling better now. Steve Hitchcock and his wife joined us as well on one day. He spent a lot of time on the lathe demonstrating and talking to prospective members.

The stream of people was more constant on the Saturday but there just did not seem to be the turnover as in previous years. Saturday night we had our Dining Out night and went to the Sailing Club on the lake where Jill's night was made when the Panthers beat the Roosters and her team, Souths, beat Manly. She will be over the moon if they beat the Roosters to play in the Grand Final.

It was good to have the night out as it was then only one more day to go and put our big effort to our final day. I almost forgot to mention Ron Devine also came up on the train on Saturday and spent the day extolling the virtues of his prowess with the skew in demonstrating. Thanks Ron it was good of you to come.

Sunday dawned and we were on the home straight, we were joined by Lawrence Benjamin who was up with the sparrows to get to the show for opening time. Results were the same as the previous 3 days and by closing time you could have fired off the proverbial shotgun and not hit anyone. As I said at the start the crowds were down but the company was good and our Charity benefitted so that is the main thing. A big thankyou to all the people who helped especially to the club members who responded to the call for more bowls to replace what was sold in Canberra and for all the club members who may not have been in Newcastle but unstintingly gave of their time to make it a success.



Rohan McCardell



### **DEMONSTRATION HAMBLEDON COTTAGE - 20<sup>TH</sup> SEPTEMBER**




It was very sunny and pleasant day at Hambleton cottage Parramatta where we were warmly welcomed by the organisers and the public.

Dave Matthews, Max Tankard, Rohan McCardell, Denis Keane, Lawrence Benjamin and I were in attendance and we set up under a Wisteria and a 150 year old Bunya Pine which we were told is fenced off in the cone season as the cones are massive and extremely dangerous. When they decide to fall they are large enough to cause serious injury if they fall on anyone.

Everyone had a pleasant day but not a horde of people in attendance though the charity did very well. Tops were the things in favour with the kids.

The house is fantastic with many antiques and old time machines around the house. The surrounding grounds have many very old trees around which were fantastic for basically being in the middle of Harris Park.



Quite a few people from Linnwood House were there as well so it was like old home week.




So another demo down and another million to go, so come on everyone join in.....

Thanks. Bob Young.

## Maxi Day – Jack Butler – 21<sup>st</sup> September

This was an eagerly awaited demo by Jack Butler. He has been to our Club several times before and done excellent demos on several different facets of woodturning. This time he did the morning demo on thin walled turning with use of a light and the afternoon demo on vacuum chucking.

The day started by the usual introduction by Bob, our President, he happened to mention the club will not be getting a vacuum chuck.



Jack explained he was turning very green camphor laurel which makes thin walled turning a little easier. Using a spigot, he chucks the timber and then proceeds to use a forstner bit to drill the internal depth required and then onto a bowl gouge. He used the bowl gouge as if it were a cross grain bowl, not the way I was taught, scraper type action with a bowl gouge. Jack explained the tool should be very sharp. One

thing Jack did which seemed very useful, if you don't have compressed air, was to use an old toothbrush (or new if you prefer) to clean out the shavings. The internal was machined and then sanded with paper used for dry wall. Water can be used with this and it comes in different grits.



With the internal machined and sanded, Jack works on the



outside. Surprisingly Jack picks up a roughing gouge, he proceeds to turn the outside, working on the end furthest from the chuck. The reason for this is to keep the strength in the base to prevent flex in the timber. With the light in position, he works on about 50mm from the end, when the light shines through the timber you become aware of the thickness of the timber. Working towards the base, Jack continued to use the roughing gouge which gave him the rigidity, together with the right angle, a smooth planing action is obtained. Section at a time is worked on, good sand between each section and close to the base the bowl gouge is

brought into action as the curve is getting tighter.



As Jack worked his way to the base, with a very steady hand, (I must say), he then parts the vase off with tumultuous rapture!!!!!! This was a demo which astounded the eye, carefully prepared and very well executed as to be expected from Jack Butler.

We all went to lunch, carefully prepared by Fiona and Manny, to the highest quality, as expected these days then moved onto the raffle and show and tell. A very good variety of work produced of good quality as well.

Jack takes over with his demo on vacuum chucking. This is what the club is not going to have.

A call goes out from Jack, for anyone who has used a vacuum chuck. Near on silence was heard. The Club does have one which still fits one of the lathes but the vacuum cleaner packed up and was not replaced. Jack did quote some figures on air pressure etc, etc. Basically it meant the larger the surface area of the suction, more suction you get. It is always wise to use your tail stock for extra safety. Jack had some beautiful pieces on display where he used a vacuum chuck to remove or modify the base of bowls and vases. Centering the piece on the vacuum chuck may be a little difficult but using the tail stock helps and please make sure you turn the lathe off before turning the vacuum off.

Jack Butler is a Life Member of the Guild, one which is very well deserved. He has done a large amount of good work for Woodturning in the Sydney area and also Western Sydney Woodturners over the years that I know of. His good wife, Marg, is always by his side which is wonderful. A day to be appreciated.

Ted Payne / Ken Vodden

### Jack Butler



# Show and Tell

## Manny Farrugia



Various Timbers – *Lacquer*

Jewelry boxes - *Lacquer*

## Ted Payne




Coolabah

Beech

*Friction polish*

## Steve Hitchcock



European Beech

*Danish oil*

Grevilia

*Friction polish*

## Anna Dawes



## Les Pritchard



## Ray smith

Klinky pine,  
Baltic pine  
Red cedar  
*Estapol*



Beech – *Estapol* *Jacaranda*

## Graham Murray



Yellow box  
*Mineral oil*

## Cumberland State Forest

The weather at the Cumberland State Forest Fair Sales and Demo Day was sunny and warm with a good crowd attending. Club members who attended were Manny Farrugia, Fiona Deane, Lawrence Benjamin, Geoff Robinson and David Searle. All members were successful in selling their wares with many enquiries from curious members of the public as to what types of timbers we used. We could not do much in the way of turning demonstrations as we ran out of wood ( Here we are in a State Forest and nothing to turn seems ironic) however, all demonstrations were well attended.

A special thank you to Sharon Searle for her help in taking of the photos and assistance on the Charity sales table. The Charity did a lot better than we thought which was a great effort. There was quite a bit of interest in our charity with some people simply making a donation without buying anything.

We arrived at around 8am for set-up as the function didn't start until 9.30am and pull down was around 4pm so it was a fairly long and warm day.

Thank you to Geoff for towing the trailer to and from the venue and thank you to all who attended in making this an enjoyable day.

David Searle.



## ST MARY'S FESTIVAL

On Saturday the 6<sup>th</sup> of September we arrived at Queen Street St Mary's in dull, overcast and rain threatening weather at about 7am to set up our stand in our little corner of the festival. By 8am everything was ready to go.

During the day there were a few showers of rain but mostly the day was fine for our demonstrators to turn spinning tops and dolls for those who came to watch. Then everything came to a sudden stop when the lathe we were using blew the switch. As this happened late in the afternoon it was not so bad.

The day was profitable for our charity with more money added to the kitty. It was another good day for showcasing what we do and promote the club to others and you never know we may get a few new members!!

Thank you to those who participated in the day, it is appreciated by both the committee and the other members.

Manny



## A Comprehension Challenge



We've seen these challenges with the letters out of order, but this one includes numbers. If you can read this OUT LOUD you have a strong mind. Better than that it would suggest you have not yet been introduced to Mr. Alzheimer or Mrs. Dementia.

7H15	M3554G3
53RV35	70 PROV3
HOW	OUR M1ND5 C4N
D0	4M4Z1NG 7H1NG5!
1MPR3551V3	7H1NG5!
1N	7H3 B3G1NN1NG
17	WA5 H4RD BU7
NOW,	ON 7H15 LIN3
YOUR	M1ND 1S
	R34D1NG 17
	4U70M471C4LLY
W17H	0U7 3V3N
7H1NK1NG	4B0U7 17,
	B3 PROUD! ONLY
C3R741N	P30PL3 C4N
R3AD	7H15.
PL3453	FORWARD 1F
U	C4N R34D 7H15.

This is weird, but interesting! If you can read this, you have a strange mind, too. Can you read this? Only 55 people out of 100 can.

I don't believe that I could actually understand what I was reading. The phenomenon of the human mind, according to research at Cambridge University, it doesn't matter in what order the letters in a word are, the only important thing is that the first and last letter be in the right place. The rest can be a total mess and you can still read it without a problem. This is because the human mind doesn't read every letter by itself, but the word as a whole. Amazing huh? Yeah and I was astounded when I was first introduced to it!

Quote of the month.

"I had a rose named after me and I was very flattered. But I was not pleased to read the description in the catalogue: - 'No good in a bed, but fine against a wall.'" – ELEANOR ROOSEVELT

Must Fly Woodchip

# My First Wood Lathe



My first wood lathe was a gift  
From my sister and her husband  
They both could see the need in me back then  
At 14 years I was at a loss  
And really couldn't give a toss  
I acted like I was no more than 10



I didn't know the lathe at all  
And so I had to learn  
And soon I found I liked to work with wood  
Wood was not just timber  
It had wild knots and grain  
And I began to realise just why it felt so good



What was just a piece of Pine  
Became a pretty plate  
A chunk from off the wood pile made a bowl  
It made me feel creative  
To bring the colours out  
And changed my life as if to make me whole





To own a lathe at age 14  
 Was really quite unique  
 My work was being bought by folks I knew  
 By now I really loved my lathe  
 It made me be my best



And I was never short of things to do

That lathe inspired a life time love  
 Of carpentry, turning, and wood



I sometimes turn to carving, pyrography as well

And these are hobbies

I'm now grateful for

And all this started from that gift of which I do now tell



Neil Guthrie

## Dick Turner: from the Blue Mountains 'Wood'

### Properties & identification

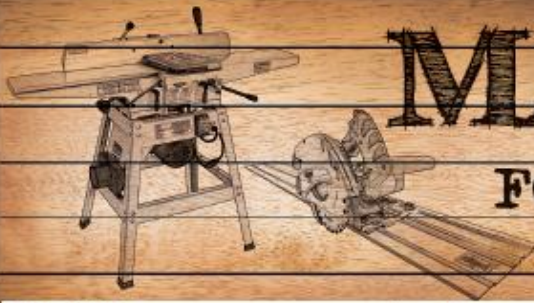
Members are invited to bring along items/timber samples for identification. Best to have some bark if possible and dependant on source leaf or picture of the tree.

Dick will cover/discuss tree properties, the efficacy or various patterns, microwave seasoning and other drying methods.

#### ***Challenge themes for show/tell***

*Items utilizing multiple timbers*

**10am Sunday 19th October.**



# MACHINES

## FOR A PROFESSIONAL FINISH

### Tiger 2000S Wetstone Grinder

- German design & technology
- 200mm stone & hone wheels
- 120W, 240V motor
- Includes: straight edge jig, setting gauge & honing paste



~~\$199.00~~  
**\$179**  
W858

### Deco Flex Scroll Saw

- 406mm throat capacity
- Tilting table 0-45°
- 80W / 240V motor
- Variable speeds
- Includes light, air blower & flexdrive shaft with chuck



~~\$198.00~~  
**\$179**  
W348

### TS-251 Table Saw

- 810 x 940mm alloy table
- 254mm TCT blade
- 2hp, 240V motor



~~\$242.00~~  
**\$219**  
W446

45° TILT ARBOR

### hf-50 Bench Top Router

- 610 x 380mm cast iron table
- 8000 - 24000rpm variable speed
- 0 - 40mm spindle height
- 1.5kW / 2hp, 240V motor



~~\$362.00~~  
**\$329**  
W846

### T-13A Thicknesser - Bench Mount

- 330 x 152mm capacity
- Anti-kick back fingers
- 2.4hp, 240V motor



~~\$420.00~~  
**\$409**  
W813

2 x HSS BLADES

### RT-100 Sliding Router Table

- 785 x 560mm table
- Gas struts table supports
- Sliding aluminium table
- Adjustable guides & clamps



~~\$495.00~~  
**\$469**  
W4485

### WL-18 Swivel Head Wood Lathe

- 310 x 800mm turning capacity
- Variable speed 500-2000rpm
- 0.75kW/1hp, 240V motor
- Includes bowl turning attachment faceplate, drive & live centres toolrest & stand



~~\$539.00~~  
**\$509**  
W382

SWIVELLING HEADSTOCK

### BP-355 Wood Band Saw

- 345 x 245mm capacity
- Ball bearing blade guides
- Cast iron table tilts to 45°
- 2hp, 240V motor



~~\$968.00~~  
**\$929**  
W4224

### P-200H Planer Jointer

- 1785mm table with 13mm rebating
- 2hp, 240V motor



~~\$1,089.00~~  
**\$1,039**  
W629

200mm WIDTH CAP.

BECOME A MACHINERYHOUSE MATE

- ✓ GAIN ACCESS TO: ONLINE PROMOS
- ✓ EXCLUSIVE OFFERS
- ✓ TRACK YOUR ORDERS
- ✓ CLICK & COLLECT
- ✓ PAPERLESS WARRANTY
- ✓ NEWSLETTERS
- ✓ LATEST RELEASES
- ✓ COMPETITIONS

600 to \$20  
\$50 to \$50  
**\$70 FREE**  
DISCOUNT VOUCHERS

SIGN UP FOR MATE'S RATES  
MACHINERYHOUSE.COM.AU/SIGNUP

PROMO CODE

**WT10**

Use promo code ONLINE OR INSTORE to receive these special offers. Valid until 31-10-14

Specifications & Prices are subject to change without notification. All prices include GST and valid until 31-10-14

**HARE & FORBES**  
MACHINERYHOUSE

NSW  
(02) 9890 9111  
1/2 Windsor Rd,  
Northmead

QLD  
(07) 3274 4222  
625 Boundary Rd,  
Coopers Plains

VIC  
(03) 9212 4422  
1 Fowler Rd,  
Dandenong

WA  
(08) 9373 9999  
41-43 Abernethy Rd,  
Belmont

[www.machineryhouse.com.au](http://www.machineryhouse.com.au)

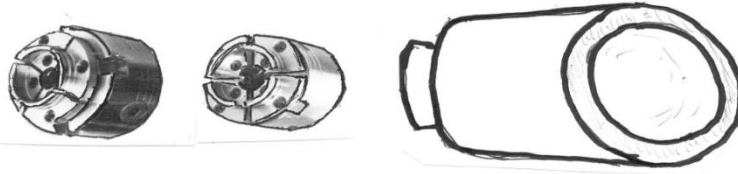
10.WPH.CCT.14

## THE BACK PAGE

### GETTING TO KNOW YOUR TOOLS

### ITEM 10

### CHUCKS SCROLL & JAM



### CHUCKS

Chucks have evolved over the years from 1980 when they started with the three jaw self centering chuck of the metal lathe models which were not very successful, the redesigned self centering four jaw chuck proved to be more reliable and suit the wood turning industry better and again have been modified over time to be the universal choice with a myriad array of manufacturers with their own variances on the basic chuck.

What is a wood turning chuck? It is a device designed to firmly grip one side of your wood blank so that you can turn or hollow the other side, without the need of screws or tail stock support. It can be a modern multipurpose scroll chuck or as simple as a friction fit or jam fit chuck made from scrap wood.

Chucks are an integral part of wood turning and come in numerous shapes and sizes, the scroll chuck, jam chuck, doughnut chuck, off centre chuck, Collette chuck, screw chuck, vacuum chuck, Jacobs chuck, glue fix chucks, Longworth chuck and Cole jaw chuck just to mention a few.

Scroll chucks are made up of three main parts, the body, the insert and the jaws. The insert has many different thread sizes to fit the different head stock shaft and body of the different manufacturer's chucks and lathes. It is important that you get the correct one when you purchase your new chuck. The body is very solid and designed to be operated by a square drive, Alan key or Jacobs chuck type key depending on the manufacturer. The jaws are generally held on by screws easily removed and interchangeable with many different types and sizes and are not normally interchangeable from brand to brand and should also be taken into consideration when purchasing a new chuck.

The jam chuck referred to and shown is a manufactured one made of steel with many hole sizes and different thread sizes to fit your lathe. While these are very robust they are limited to particular machines with repetition work in mind. The more common one and most often seen in a workshop or club is one that is made up of scrap wood machined to be an interruption or firm fit in a project to give enough support and drive to allow you to finish machining and polishing a work piece. Care must be taken when making these jam chucks as they will cause the work piece to split if they are too tight. The problem with wooden jam chucks is that often, one must take time to turn a new chuck in order to fit it to the project at hand.

A light hearted quote. The difference between an American and English wood turner is ..... An English wood turner has one chuck and ten sets of jaws and an American has ten chucks and jaws.

Eddie C

**Note.** As in all professions there are many and varied opinions and ways of doing things. This is true of wood turning. These articles are the results of my reading article publications.