

WesTurn News

Issue 182

13th October 2015

Western Sydney Woodturners Inc
Twin Gums Retreat, Corner Northcott Road and Diane Drive
PO Box 4008, Lalor Park NSW 2147
Web Site: www.westernsydneywoodturners.com



President's Report

I'm back on deck finally with many things in the pipeline. Firstly I would like to thank everyone for their calls or enquiries about my health which is fine now, it was most appreciated. A huge thanks to my executive for taking up the load & keeping everything running smoothly in my absence, I am most thankful to have them.

The building in the park for our wood is well on the way with shelving and pallets being installed to house our timber supplies for use by club members and it will allow us to have a good supply down the track. This will allow us to clean up the garage and surrounding yard to make the club neat and tidy.

On Monday Labour Day we had a very unexpected day at Bunnings for a barbecue which was very successful, we saw some new faces as well as the usual helpers, thanks to all for your support.

Thursday was a demonstration at Bungarribee Centre, hope I've spelt it right, which was for the Day of the Older Person. Never saw so many walker frames and walking sticks in my life and managed to have Meals on Wheels for lunch. The usual crew was on the scene as normal so again let's see some new faces in the future remember it's all for the benefit of your club. Enough for now until next time.

Bob Young

Club Committee

President: Bob Young (0408760131)

Vice Presidents: Paul de Belle and
David Searle

Secretary: Alan Eipper

Treasurer: Paul Collins

Grants Officer & Membership Secretary:

Raymond Saich

Catering Officer: Fiona Deane

Librarian: Gary Hansell

Editor: Ron Fathers

ron1947@optusnet.com.au

Assistant Editor: James (Jimmy) Singh

Jimmy-Woodturner@hotmail.com

Webmaster: Lindsay McEwen

lcmcewen@optusnet.com.au

Training Co-ordinator: Ron Devine

Trainers: Graham Dawes, Rod Brown and
Alan Phelps

Shop Managers:

Paul Collins (JP) and Bob Young

Stores, Equipment & Maintenance:

Manny Farrugia, Dave Matthews,

Graham Dawes (JP)

Welfare Officer: Steve Attard

s.attard84@gmail.com

If you have any problems or information concerning the club please contact any of the above committee members.

FOR SALE

Members don't forget we have a lot of Cherry, Sapele, Walnut, European Oak and Alder bench tops for sale at the club!

FREE CORIAN

White - 12mm and 20mm thick
Black - 12mm thick
Gray - 12mm thick

Shop items

Triple "P"

Friction Polish

Sanding Sealer

Sandpaper

Club Shirts

Dust jackets

Club Badges

Pen Kits

Pen Blanks – Acrylics

Many more items also available

Shop Trading Hours

Mon-Thurs: 9am – 10:30am

12:45 – 1:30pm

Friday nights: 7pm – 7:30pm

See Paul Collins or Bob Young for more details



Thanks to Michelle Rowland MP, The member for Greenway, for her continued support which includes the printing of this newsletter

Club Trading Hours

Mon-Thurs: 8:30am – 4pm \$5

Friday Nights: 5pm – 9pm \$3

Third Saturday of the month:

9am – 3pm \$5

17th October

21st November

19th December

Contact: Liam Healy – 0411560984

Ladies Day – Second Saturday of the month: \$5

14th November

12th December

Contact: Anna Dawes – 96386995

tandawes@optusnet.com.au

Maxi Day – Third Sunday of the month:

From 9:30am (Lunch included) \$6

18th October – **Ron Gibbs**

15th November – **Alan Phelps**

Club Meetings

Second Tuesday of the month – 7pm

13th October

10th November

8th December

Pens Wanted for the Troops

Can members please make or donate any pens for the troops. Please give them to the convenor on your day. Thankyou so much! Editor

New Members

Welcome to all our new members this month.
We hope your stay is both long and rewarding

Carlo Arrigoni	John Huzij
Gordon Dick	Evan Grammatikos

Happy Birthday

Happy Birthday to all our members this month.
We hope you have a great day with many more to come.

Stephen Attard	Kerry Boyce
Patrick Carter	Eddie Catford
Shane Catford	Barbara Clarke
Gary Hansell	Andris Karklins
Young Koh	Rohan McCardell
John Miles	Bill Mottram
Ryan Rowell	Rob Stewart
Alex Szabo	Bob Williams

Coming Events

November

- **Linnwood House** – Sunday 8th – 10am to 4pm
- **Trend Timbers Open Days** – Friday 13 and Saturday 14th – 9am to 4pm

Any members interested in going to these events please put your name on the clipboards at the club

MEMBERS – WE REALLY NEED MORE CHARITY BOWLS! So PLEASE make as many as you can!

Welfare

September has been a busy month with a number of members and members' partners being ill wishing all involved a speedy recovery. If there is anyone ill within the club please don't hesitate to inform me please, my email is s.attard84@gmail.com or mobile 0406565815 until next time stay safe stay healthy and happy turning.

Steve Attard

Lectern Delivered

Recently the club was asked by Colleen Fuller of Our Lady of the Rosary school at St Mary's if we could make a lectern for the school that the children could use at a big celebration on 7th October. Not only was there a tight time frame but this was no ordinary lectern, it had to have a hidden step at the rear that could be utilised by the smaller children.

When I canvassed members to take on the task I think it took Emanuel Farrugia (Manny to his friends) a whole 5 seconds to volunteer for the job. Not only did he take on the job but he personally purchased a crucifix that will be affixed to the front of the lectern when it has been stained. The time frame was insufficient for Manny to do the staining so Colleen agreed to take it unstained and arrange for the staining to be done after the celebrations on the 7th.

Unfortunately Manny was not able to be present at the handover so President Bob delivered the lectern. I thought for a moment he was about to deliver a lecture but Colleen quickly stepped in and expressed her personal thanks and thanks on behalf of the school for a very impressive lectern. Well done Manny and many thanks from your fellow members.

Alan Eipper



B S from the Bush


As you can see from the photos, we have had a little excitement this month. All open fires are banned as of 1st October so farmers and other rural persons, no names mentioned have a clear up. We thought having a party as well would be good.



The fire lasted all night and even managed to cook potatoes for breakfast in the morning. We collected up what was left lying around and started the fire again. The embers were hot, from Saturday night until Monday mid- day.



Having all that good ash for the garden, you would think I could grow some good vegies. How are these then? Three radishes in one and could not count the number of carrots on one plant.



A little advertising for our area. Across the road from us are the Japanese Gardens and they are really looking good.

Last month I mentioned Spring is coming with all the buds on trees. Well I think we have missed Spring and gone straight to Summer. We have had a week of temperatures in the mid thirties. All the best to all.

Ken Vodden

Bidwill Blokes Breakfast

On Wednesday the 2nd of September; Paul de Belle, Leonie and I arrived at the Chifley College Bidwill around 8am. We setup in a different spot than last year. We were near the BBQ and coffee stall which was free so we all had a really good breakfast. We only needed to put out two tables; one for charity and one for myself as I was the only member selling stuff there this year which was a shame when we do have so many members who could have sold their items.

Rob arrived around 9am with a friend and Lindsay came not long after to help sell our charity items. Thanks to these guys for showing up and for giving us a hand when we really needed it. The charity did pretty good considering it only went for a few hours. I did really well myself as there wasn't any competition.

There were many stalls including: insect show, community services, garden, petting zoo, cars, bikes, antique machinery, climbing wall, fire trucks, police cars on display as well as billy carts and games for the kids.

There were also many dressed up characters including: SpongeBob Squarepants, Dora the Explorer, Batman, Superman and Mickey Mouse walking around and keeping the kids entertained. Also there were lots of school kids showing off their animals such as: cows and sheep.

At around 11am, we started to pack up. One of the teachers came around and gave us a certificate and gifts to say a big thankyou to us for coming back out again to support their school which was very nice of them. It turned out to be a great morning overall despite having a few clouds hanging out and luckily it didn't rain.

I want to thank Paul for attending this event for the very first time and also for stepping up for Dave who has been sick. It was really disappointing that we couldn't get more members to attend this event as we have been doing this event for many years.

I hope we can get more members to attend these small community events, as the community always supports us and our charity. We should be able to give our support back to them. So hopefully we will see some new faces next time. We can't just keep on relying on the same old members who have been attending these events for years.

PLEASE COME ON MEMBERS STEP UP AND SUPPORT YOUR CLUB!

Jimmy Singh



Linnwood House

Dave Matthews and Rohan McCardell were already in attendance waiting patiently for the club trailer to arrive to set up for a day of sales and demonstration at Linnwood House this month, when finally I arrived with the trailer, albeit a few minutes late.



After receiving the normal light hearted banter about the appointed time to be there. We finally got all the equipment set up together with the respective Charity items for sale as well as getting our own items on display. Might I add in plenty of time prior to the allocated starting time.

The people of Linnwood House commented that they were let down by a couple of the advertised exhibitors failing to show up, but never the less the day got under way, even if the number of people attending and looking seemed to be a little bit light on. We had a couple of later arrivals in John DeVos and Danny and his wife arriving to help out and the day progressed as normal.



Whilst sales were not as good as we would have hoped for some members had reasonable success and the Charity was supported however due to the relative small number of visitors, the demonstrations were not as active as in previous days. Never the less a good day was had by all those who attended.



Paul de Belle

Volunteer's Expo

Bowman Hall at Blacktown Council was the venue for this year's Volunteer's Expo, the exercise was to showcase what we have to offer to the community and this included displays of our Charity items as well as the items that the members do, There were no facilities for us to do any demonstrations.

There was a reasonable roll up of members with Rohan, Dave, Fiona, Manny and I attending initially, a little while later Lindsay also arrived to assist for a short time. There were a number of other organisations also present and we all had a common interest, that being that we all contribute in some way or other to doing things for the community, whether it is of a service nature or of giving to the community and providing activities that people can join in. You might say that the room was filled with like-minded people, as it appeared that there were very few members of the public present that would be able to see what was available to them.



Notwithstanding the fact that numbers of people passing through were somewhat limited it was a worthwhile exercise in that we were able to explain to other volunteer groups present what we do, who we are and what we have done by way of our assistance to the Mount Druitt Children's ward.

Despite the exercise only going for half a day all present seemed to have an enjoyable time.



Paul de Belle

Wisteria Fete – Saturday 19th

Even though there was some rain around in the early morning I loaded up and headed for Parramatta. As usual Dave was there already, (does that guy even go to bed – I've yet to arrive at a venue before him), wondering whether to unload the trailer with such heavy rainclouds overhead. It seemed to brighten up a bit so we made the decision to unload and set up. Rob appeared just at the right time to help with the gazebo and the tables, and we started putting out our gear when the first of the rain showers wandered across.



We had about half a dozen light showers which had us covering up, but then it slowly cleared and fined up for a reasonably sunny day. Nice and warm in the sun but a cool breeze when clouds came over. We all had some sales during the day, but the charity bowls were on the move all day – very popular. I'm not sure what the total was, but we topped \$200 for the Kids' Ward.

Sunday 27th

Another cloudy start but by mid morning it was a glorious sunny day, just a bit of a shame that Dave, Rob and his better half, and I were the only ones who ventured out to represent the club, not that the club could find three better blokes but with our current membership numbers, 3 is not really a good turnout!

Anyway we three had some good sales each and had a nice relaxing day in the sun. Dave and Rob manned the lathe turning out tops and keeping the local kids happy. At times each had quite a good audience watching their skills on the lathe.

Once again we were all kept busy with the very popular charity bowls and banana stands, finishing just shy of \$300 for the kids ward.



Russ Werner

Beginner's Training Class – Saturday 3rd October

Once again woodturning classes were very successful with four students; Carlo, Anthony, Cyril and Evan. They now know how to use the skew, roughing out gouge and detail gouge to turn beads, hollows and bowls.

They all had a great experience learning the correct way how to use the tools. This was taught by master teachers Rod Brown assisted by Alan Phelps and Graham Dawes.

After two tiring Saturdays, all the students went home with a smile on their faces and a bowl and coaster each.

I am not sure what happened to the rest of the newbie's who had their names down for the classes, but they have missed out for this year.

Graham Dawes and Ron Devine



My Dog

I went down to Centrelink this morning to sign up my Dog.

The woman said, "Dogs are not eligible to draw a benefit". I explained to her that my dog is unemployed, idle, can't speak English and has no clue who his dad is. She looked in her policy book to see what it takes to qualify.

He gets his first cheque on Friday.

Damn this is a great country.

Maxi Day with Darrell Smith

We had the pleasure of watching Darrell Smith demonstrate at our last Maxi Day. Unfortunately there were very few members in attendance which is always disappointing when we have someone of Darrell's experience. But, for those of us that were there we watched a great demo of off centre turning.

Of course anything that Darrell does looks so easy when he's been doing it for so long. He had an off centre jig for chucking his blank and after shaping the bottom and truing the face he proceeded to set the bowl up on his jig to enable him to hollow out five bowls in one. The hard work is setting the jig with a counter weight to balance the weight of the offset bowl but once that is done it's just like hollowing out a normal bowl. After each bowl is turned and the position of the new bowl is set up you must remember to adjust the counter balance or it might all come undone.

If you like making things that are a bit unusual and different and you're handy in metalworking too then you might like to make yourself a jig and have a go at this.



Later on, to fill in 10 minutes Darrell showed us how to make a very simple 'pin cushion'. He very quickly turned a small wooden cylinder with a recess in the top. Then he shocked everyone when he turned a small dome out of kid's pool noodles. It was such a simple little project but would be very popular with the sewing fraternity.



Of course, Fiona and Manny excelled again in the kitchen putting out another lovely lunch. It's a lot of work so 'thank you both'.

Finally thanks to Darrell for coming to our club to demonstrate, I'm told he is cutting right back on demo's these days so we appreciate him sharing some of his knowledge with us.

Ron Fathers

Show and Tell

Steve Hitchcock



Mallee – Friction Polish



Meranti - Watty Mahogany Stain
B P Varnish

Ron Fathers



Walnut –Mineral Oil



Corian

Raymond Saich



Rosewood – Friction Polish

Ray Smith



Walnut – Friction



Corian



Corian



Corian

Anna Dawes



Examples of using Texturing Tool

texturing tools

The Breed program

Breed coordinator Barry Raxworthy

Email barry.raxworthy@bigpond.com

Report Editor James Singh

Email jimmy-woodturner@Hotmail.com



The program has finished for this year. Next year is to bring change.

Tuesday group will start 9am finish 2:30pm

Wednesday group consisting of 3 support students.

Start 9am - morning break 10:30am - Lunch 12noon to 12:30pm - finish 1:30pm

Support students require a little adaptability and understanding on the part of the mentors. They will be accompanied by a school support member.

All classes will be five days only and a new program will be introduced.

Club members required for each day.

Contact Jimmy or Barry if interested.

If no reply a press gang will be commissioned.

Baz



Bunnings Demonstration

We were asked by Bunnings to participate in a Father's Day Family Night on Thursday 3rd September at the Abbot Road store. This involved the usual demonstration and a display of member's work and charity items. The activity was scheduled from 6pm to 8pm but it was 8.30pm before we started to pack up. It was not a particularly big event but we had some very interested observers, Cubs and Scouts, who asked some very intelligent questions. I just hope our responses matched the standard of the questions. The troop leaders are interested in bringing the Cubs and Scouts (separate visits) to the club for one of their activities. We agreed to open the club especially for them on a night (Monday – Thursday) so we now wait to hear from them.

Two particularly nice features of this event is that we were fed by Bunnings on very nice pizzas freshly cooked to order and when we were leaving the lovely ladies from Bunnings showed their appreciation by giving cuddles all round . (Please keep this a secret or we will have half the club wanting to participate next year).

Overall a very good PR event for our Club.

Alan Eipper

Bunnings BBQ

This started at a very early time as it was the second day in daylight saving which made getting up just that much more difficult. That didn't put a damper on the day as we had a very good roll up of helpers in the morning.

During the busy midday period the numbers dwindled to a skeleton crew so an S.O.S. call was sent to Danny's wife Helen, who dropped everything to lend a much needed hand for a couple of hours. A special big thank you Helen, your efforts were very much appreciated.

While we coped with the hottest October day for many years, the reward was not as good as we have had in the past but it will go a long way to helping the club in its endeavors.

To all the members who helped on the day, we thank you for your efforts, they are always appreciated.

Eddie C





Road Safety



Last month I asked you a couple of questions on road safety. I would really like to know how you responded to question one. However, to achieve this I would have to come out from my hidey-hole under the sawdust and that is not going to happen. The answers are:


Question 1. What are the 5 most important things so far as ensuring you maintain the correct pressures in your vehicle tyres?

Answer: The valve caps. That is when they are **on** the valve and nicely finger tight. The valve cap in itself does not stop the leak but it does make a big contribution towards maintaining the integrity of the valve itself.


A good analogy is your mouth. If you walk around in the wind and rain with your mouth open you would stand a very good chance of getting a mouth full of insects and whatever else is on the wind. Then you swallow and down it goes to your stomach.

Likewise no valve cap means the stem of the valve is exposed to and can be filled with road grime. Then when you connect the air hose this grime is pushed into the innards of the tyre. Well at least you hope it does because if some stays in the valve there is every chance the valve will be compromised resulting in a fast or slow leak.


Question 2. What are these?

Answer (a) 

The footprint of your tyre on the road when it is correctly inflated.

Answer (b) 

The footprint of your tyre on the road when it is over inflated.

Answer (c) 

The footprint of your tyre on the road when it is under inflated.

Comment:

- One does not need to be a Rhodes Scholar to understand that **(a)** is the optimum footprint giving best traction, braking and vehicle control.
- The diagrams are not to scale and the amount of grip lost will be determined by the amount of over or under inflation.
- This principle does not apply when off-roading where varying the tyre is done because of the terrain being encountered.
- Correct tyre pressures will lower the rolling resistance which in turn helps with fuel consumption and tyre wear.
- Don't forget to check the pressure in your spare on a regular basis and be aware that the pressure specified for the "homer" tyre now fitted to many cars is different to the other 4 tyres.

Quote of the month: The secret of a good sermon is to have a good beginning and a good ending; and to have the two as close together as possible. George Burns

Must Fly Woodchip

I Visited the Gold Coast Woodturning Club

I recently had a week up on the Gold Coast on holidays and remembered the invitation that went out to our members from the local club up there. So after contacting Jack Williams, their secretary, I called in and had cup of tea with him and a few of their members. They are a very friendly bunch of guys and we sat in the kitchen and swapped stories. There was also another visitor there, Russell from South Australia. After a while Russell and I were both anxious to see their workshop so Jack and Norm took us on the tour.


They have a wood shed to die for, big, well laid out, very organised and well stocked for members to make purchases. The workshop is smaller than ours but is very well equipped with club tools on display at each lathe. Everything is very accessible, clean and well designed.

I found it to be a very nice club and I would encourage others to call in and say 'hello' and see how their club works. A big 'thank you' to all the members, especially Jack, who made me feel welcome.

Ron Fathers



True Love



I couldn't help but love her
She was everything and more
I'd never known such softness as her touch
Her eyes were so appealing
So big and brown and soft
I wondered if I cared a bit too much

Love is when
you look into
someones
eyes and see
everything you
need



I knew that she was very young
She had a lot to learn
So glad that I would have this lovely task
This lovely being would be mine
For ever and all time
And in her golden glow my heart could bask



You know what it's like with faces
They reveal ones very soul
She said so much with a little smile
It was so easy just to love her
I could see she loved me too
And I'd only known her such a little while



As I held out my hand
She rose from her bed
I could see how much she had grown
I tickled her ears
And she groaned so low
The loveliest dog I have known

loveliest

Neil Guthrie

Today was the worst day ever or was it

Today was the absolute worst day ever

And don't try to convince me that

There's something good in every day

Because, when you take a closer look,

This world is a pretty evil place.

Even if

Some goodness does shine through once in a while

Satisfaction and happiness don't last.

And it's not true that

It's all in the mind and heart

Because

True happiness can be obtained

Only if one's surroundings are good

It's not true that good exists

I'm sure you can agree that

The reality

Creates

My attitude

It's all beyond my control

And you'll never in a million years hear me say that

Today was a good day

Now read from bottom to top.



Safety Matters

A Reminder about Workshop Safety

We must all keep in mind the importance of WORKSHOP SAFETY. Please THINK and ACT responsibly at all times.

It is up to all of us to fulfill our commitment by wearing at all times;

- ✓ Dust masks
- ✓ Protective glasses
- ✓ Suitable clothing
- ✓ Footwear
- ✓ Ear protection

It does not hurt to discuss safety with other members if they are not doing the right thing.

REMEMBER..... It is your body and your limbs.....



TREND TIMBERS

SPECIALIST IN FINE WOODS

Established 1969 A third generation timber family



YOUR 1 STOP WOODWORKING SHOP IN NSW

Over 100 species
Select timbers for
Cabinetmaking
Furniture
Joinery
Woodturning
Carving

TREND TIMBERS
15 Railway Road North,
Mulgrave NSW 2756
TELEPHONE: 02 4577 5277
FAX: 02 4577 6846

Email: sales@trendtimbers.com.au
www.trendtimbers.com.au

Opening Hours
ALL WELCOME!!
Mon– Fri 8am-4pm
Sat 8am-11.30am
Closed
Public Holidays &
Long Weekends

HARE & FORBES

MACHINERYHOUSE

"Setting the standard for Quality & Value"



THE WOOD WORKER'S CHOICE!

Metal Working	Sheet Metal Fabrication	Wood Working	Cutting Tools	Machine Tool Accessories	Measuring Equipment	Workshop Equipment	Lifting Handling	School & Trade Equipment
---------------	-------------------------	--------------	---------------	--------------------------	---------------------	--------------------	------------------	--------------------------

WV-230 Wood Working Vice
 • 230mm jaw width
 • 260mm opening
 • Quick action release



Order Code: W184
\$129
 SAVE \$14

DC-3 Dust Collector
 • 1200 cfm - LPHV system
 • Portable on wheels
 • 5 Micron fine filter bag
 • 1.5kW/2hp, 240V motor



Order Code: W394
\$369
 SAVE \$27

BGS-915 - Industrial Bench Grinder with Linisher
 • 200mm medium grit wheel
 • 915 x 50mm linisher att.
 • 1hp, 240V motor
 • Includes light, wheel dresser & water tray



Order Code: C166
\$489
 SAVE \$28

FREE!
 BOOK WITH PURCHASE!
 SIMPLY USE THE UNIQUE CODE

Includes:
 • 1 x Free Book per Customer
 • Offer valid while stocks last

VALUE \$39

Handy Workshop
 Tips & Techniques

T-13A Thicknesser - Bench Mount
 • 330 x 152mm capacity
 • 2 x HSS blades
 • Anti-kick back fingers
 • 2.4hp, 240V motor



Order Code: W513
\$489
 SAVE \$28

60MM DUST PORT

RT-100 - Sliding Router Table
 • 785 x 560mm table
 • Gas struts table supports
 • Sliding aluminium table
 • Adjustable guides & clamps



Order Code: W485
\$595
 SAVE \$32



L-612A - Belt & Disc Linisher Sander
 • 150 x 1220mm Belt
 • 305mm dia. sanding disc
 • Tilt table to belt & disc
 • 1.5hp, 240V motor

Order Code: L103
\$789
 SAVE \$36

BP-355 - Wood Band Saw
 • 345 x 245mm capacity
 • Ball bearing blade guides
 • Cast iron table tilts to 45°
 • 2hp, 240V motor



Order Code: W4224
\$1,095
 SAVE \$60

65MM DUST CHUTE TO DISC

ST-254 - Table Saw with Sliding Table Package
 • 6254mm TCT blade
 • 1170 x 800mm cast table
 • Tilt arbor 45°
 • 3hp, 240V motor
 • Includes sliding table



Order Code: W053
\$1,995
 SAVE \$105



P-200H Planer Jointer
 • 200mm width capacity
 • 13mm rebating capacity
 • 1785mm cast iron table
 • 4 blade cutter head
 • 1.5kW / 2hp, 240V motor

Order Code: W629
\$1,249
 SAVE \$60

WOODMASTER TOOLS PERFORMANCE EVERYONE NEEDS

- T000 Staff Member



UNIQUE PROMO CODE

WTNOCT

ONLINE OR INSTORE!

BECOME A **MACHINERYHOUSE MALE**

- ✓ PAPERLESS WARRANTY
- ✓ TRACK YOUR ORDERS
- ✓ EXCLUSIVE OFFERS
- ✓ LATEST RELEASES

- ✓ ONLINE PROMOS
- ✓ CLICK & COLLECT
- ✓ COMPETITIONS
- ✓ NEWSLETTERS

\$21 \$58 **\$70 FREE**
 DISCOUNT VOUCHERS

VIEW AND PURCHASE THESE ITEMS ONLINE AT
www.machineryhouse.com.au/WTNOCT

SYDNEY
 (02) 9890 9111
 1/2 Windsor Rd,
 Northmead

BRISBANE
 (07) 3274 4222
 625 Boundary Rd,
 Coopers Plains

MELBOURNE
 (03) 8212 4422
 1 Fowler Rd,
 Dandenong

PERTH
 (08) 9373 9999
 41-43 Abernethy Rd,
 Belmont

Specifications & Prices are subject to change without notification. All prices include GST and valid until 01-11-15

01_MTN_LOC_01_015

THE BACK PAGE

Item 21

Kiln Drying

KILN DRYING OF WOOD

Many years ago I was regularly engaged in the measurement of the moisture content of timber in order to show customers that the paints used (from the company I worked for) had failed, because they had used timber with a far too high moisture content and not a because of the paint. So I was well aware of the importance of moisture content of timber years later when I started woodturning.

When a tree is harvested the amount of water contained in the wood is often much higher than the weight of the wood when it would be dry. That water wants to get out; so the wood can come into balance with the outside world. A moisture content of 10 to 15% is generally regarded as desirable. A balance is needed in order to keep the dimensions stable as well as to avoid cracks in the timber.

About half of the water contained in green wood is so called free water; water that saturates the cells but is not attached to the cells. The rest of the water is ironically bound to the cells. On drying, the free water is lost first. The loss of free water does not cause a great deal of shrinkage and therefore does not put the wood under much stress. However, after the free water has gone, it is a different story.

The drying process causes the water to evaporate on the surface and water from the inside of the wood will travel to the surface to evaporate. This process has to be in balance. If the water on the surface evaporates faster than the water movement from the inside to the outside surface it will cause the outside of the wood to dry out which in turn creates stress in the wood as the surface will shrink while the inside will resist the shrinking, causing stress that can ultimately cause the wood to crack.

Kiln drying can be of great help to get the drying result we want. A kiln is basically a heated vessel in other words an oven. However in this vessel we can control the temperature and the humidity, as well as the air movement. With all the control we have, we now can also speed up the process which in our world is of great importance.

Kiln drying (as with all drying) depends on heat, and heating can be done in many different ways. Direct heating can be done by gas, oil or wood burners, while some kilns have been designed to use the waste of the Timber mill by using waste burners. Dehumidifying kilns use the condensation of the moisture coming from the timber by which heat is released. However in this method additional heating is always needed. There are also solar kilns whereby the use of the sun shining through thin plastic provides the heat needed. A disadvantage is that this is a slower process

There are many different kilns in use but the preparation of the timber to be dried in any kiln is very similar. The stacking of the timber is very important. For a good result there has to be enough room between the timber for a good airflow. The timber will also have to be supported at regular spacing so warping can be avoided. There are no set numbers for this as it depends on the size of timber to be the dried

Kiln drying costs money, but it can be very cost effective when one takes into consideration the time and space saved by this method. Another advantage is the control one has during the process. So it is no surprise that most wood used in the world is kiln dried.

Most of the information was obtained from articles on the internet where one can also find various designs of kilns.

Hans Freke.

Note. As in all professions there are many and varied opinions and ways of doing things. This is true of wood turning. These articles are the results of my reading article publications.