

WestTurn News

Guild Web Site: <http://www.sydneymountainturners.com.au>

Issue 67, April 2005.

Western & Blue Mountains Region

Postal Address: PO Box 4008, Lalor Park, NSW 2147

e-mail: susanjoanb@msn.com

Twin Gums Retreat Address: Cnr Northcott Rd & Diane Dr, Lalor Park

Regional Committee 2005:

Convenor: Alan Phelps 9631 6381 **Secretary:** Harry Cole **Treasurer:** Greg Maloney

Regional Rep: Larry Bailey 9622 6140 **Member:** Ted Edwards

Events Co-ordination: Alan Phelps is the events Co-ordination contact for this Region. So if Alan approaches you to help please assist.

Library: See Don Hughes if you would like to know what is currently available from our library. **Please remember that some of the items within the library are on loan from other members and all care should be taken to bring them back as soon as you are finished. Just as in other libraries one month is usually sufficient time to have an item out.**

Stores & Equipment: is being looked after by Bill Swindail and Ted Edwards. Please let them know if you find any problems with any of the machinery in the hall.

Editor: Larry Bailey is putting the newsletter together. Articles can be e-mailed to susanjoanb@msn.com or give to a committee member who will pass them on to me.

Catering Officer: Rohan McCardell, see Rohan if you have any special needs.

Sick List:

If anyone knows of any of our members or their partners who are on the sick list, let Graham Murray (4658 0563) know, and he will send them a get well message from the Region.

Committee Meeting:

The committee meeting is held on the first Tuesday of the month starting at 7.00pm at Twin Gums Retreat. All are welcome to attend. Next meeting 3rd May 2005.

Committees Report:

Please note that due to circumstances beyond the Guild's control there may not be an April/May issue of "Bye Hand & Eye".

Membership renewals can be paid directly to our secretary (Greg) providing you complete the form available in the hall.

Christmas in July is still open for anybody that is interested.

Ken Port demonstration has been confirmed for May 22nd.

We will again be participating in the Nepean Historical Society day July 17th.

Western/Blue Mtns Region Calendar for 2005:

Third Sunday every month from 10.00am, Every Wednesday from 10.00am. Every Friday Night starting from 7.00pm.

MARCH 20

Theme for show & tell was a turned toy. Michelle conducted show & tell.

Club Members: had a variety of the bowls we are giving away, to be filled with Easter chocolates and given to the Children's wards at Nepean & Blacktown hospitals.

George Wells: had a lidded bowl made from jacaranda and a pedestal tray made from pine both finished with estapol.

Rohan McCardell: had a potpourri bowl made from spalted coach wood finished with friction polish.

Graham Murray: turned a bee from scrap woods with no finish at present.

Barry Logan: made a bee, the body being from camphor laurel, the wing and legs from bur and finished with friction polish and estapol gloss. Barry also had a bowl/box with lid made from spalted chinese elm finished with friction polish.

Des Page: had a bird made from teak & callistemon, a laminated pine bowl both finished with friction polish. Des also had a callistemon root that looked like a death adder snake finished with shellac

Gerry Bijl: had a bee made from pine and finished with estapol.

Toby McIlwain: had several items on display being a laminated bowl made from red cedar, camphor laurel & jacaranda, a toy train made from pine, a thing being a cedar base with a basalt core sample, a candlestick made from radiate pine finished with different friction polished / shellacs.

Mike Harvey: had a Grecian vase made from pine (stained), tasie oak & unknown finished with friction polish & estapol satin.

Larry Bailey: had a silky oak bowl finished with friction polish and tung oil.

Alan Phelps: had two lidded bowls one made from teak the other from luan (stained) and both finished with friction polish.

Malcolm Clark: had several items on display being a platter made from mango, a small platter/dish with a carving (done by Malcolm) made from jacaranda a Japanese top a small bowl with petrography all finished with different polishes.

APRIL 17

Our guest demonstrator will be Gary Light. Gary has demonstrated at the Blue Mountains challenges in the past. Theme for show & tell will be, **a bowl or platter**. Please fill out the green slip so this person knows who did what.

MAY 15

Bring your tools, as this will be a hands on day. Theme for show & tell will be **any item made by spindle turning**. Please fill out the green slip so this person knows who did what.

******MAY 22******

This is a special meeting where we will have a demonstration by a representative from Woodcut Tools (NZ Company). Ken Port will be demonstrating hollowing, bowl saving, sharpening & tool care.

Please let us know if you are going to attend. We will give you more information as it becomes available.

JUNE 19

Our guest demonstrator will be Ernie Newman. Theme for show & tell will be a vase/s. Please fill out the green slip so this person knows who did what.

JULY 17

Bring your tools, as this will be hands on day. Theme for show & tell will be **something incorporating a turned sphere (lets see who can remember what information Gorgi Armen gave us in his demonstration)**. Please fill out the green slip so this person knows who did what.

Past Demonstrations:

Our members have participated in the following demonstrations. The details are as follows:

Nil to report.

Future Demonstrations:

Our members have been asked to participate in the following demonstrations:

Working With Wood Show – 3rd – 5th June -Horden Pavilion, Moore Park

Once again the Guild will have a display stand and demonstration areas. I encourage everybody to attend and help promote the Guild. You can display your turnings and if you wish you can sell them as well.

Blacktown Festival: Saturday 4th June.

More details to follow.

Nepean Historical Society – July 17th – 9.00am start.

See Alan for more details.

PROPERTIES OF SPECIES OF SOME WOODS CONT.

Yellow Box:

A medium sized hardwood growing on the better soils of the tablelands and inland slopes in new South Wales, also in Victoria and Queensland. It is the best Australian tree for honey production. Heartwood pale yellow-brown. Sapwood paler and usually distinguishable. Texture moderately fine and even. Grain usually interlocked. The interlocked grain and density make it difficult to work. Used for heavy engineering construction, bridges, posts, poles and sleepers.

European Boxwood: other common name -Turkish Boxwood.

A hardwood shrub or small tree of southern Europe, Asia and northern Africa; the best quality material comes from the Caucasus region. Heartwood pale yellow. Sapwood distinctly paler. Texture very fine and even. Grain variable. Hard to work when dry but gives a very smooth finish. Excellent for turning and carving. Used for draughtsman's equipment, rulers, engraving blocks, textile rollers, musical instruments and chess pieces. Usually only seen in Australia in manufactured articles.

Macintyre's Boxwood: Other common name – sovereign wood.

A hardwood of occasional occurrence in the north Queensland rainforests. Heartwood pale golden yellow. Sapwood not clearly distinguishable. Texture medium and even. Grain usually straight. Used in joinery, furniture and panelling. Very limited.

Yellow Boxwood:

A medium sized hardwood of occasional occurrence in the coastal rainforests from northern New South Wales to the Atherton district in north Queensland. Heartwood pale yellow brown, resembling European Boxwood. Sapwood slightly paler. Texture very fine and even. Grain sometimes slightly interlocked. No odour or taste. Firm but relatively easy to work. Glues well. Used for artificial limbs, drawing equipment, pivot laps for gyroscopes, fancy turnery and kitchen utensils. Not commonly available.

There was a young woman who was interested in marrying a wealthy gentleman. After he proposed, she suggested, "We might even have some children!" The old gentleman replied, "Oh no, my parents won't let me". "What do you mean?" asked the young woman. "Who are your parents?" He replied, "Mother Nature & Father Time".

Supplied by George Wells

Events Co Coordinator

I would like to get somebody to do this. This would release me to do more useful things or have a bit of a bludge.
Alan

Bad Parenting



Please think about helping, as Alan is the Convenor and it is a lot of work he is doing for your hobby.

Larry

Christmas in July

Details are; White Hart Restaurant, Cnr Windsor & Old Windsor Roads, Kellyville. \$28.00 per head + drinks to be held on Thursday 14th July. See Rohan for further details and payment.

A couple decide to go for a meal on their anniversary and after some deliberation decide on their local Chinese restaurant. They peruse the menu and finally agree to share the chef's special chicken surprise.

The waiter brings over the meal, served in a lidded cast iron pot.

Just as the wife is about to start in on the meal, the lid of the pot rises a tiny amount and she briefly sees two beady little eyes looking around before the lid slams back down.

'Jesus, did you see that?' she asks her husband. He hasn't so she asks him to look in the pot. He reaches for it and again the lid rises, and again he sees two beady little eyes looking around before it firmly slams back down.

Rather perturbed he calls the waiter over, explains what is happening and demands an explanation. 'Well sir', says the waiter, 'What did you order?' 'We both chose the same', he replies, 'the chicken surprise'

Supplied by Graham Murray

'Oh I do apologise, this is my fault' says the waiter.....

'I've brought you the Peking duck'

The April 2005 issue of "Woodturning" magazine features Mark Baker's report and illustrations from the 2004 AAW Symposium. He notes that 'much time was spent looking at particular pieces and working out how they were created' – a familiar woodturning activity for most of the woodturners I know.

Mark continues with the following

... "It is only by looking and being exposed to diverse pieces of work, be they turnings, glass, ceramics, architecture and many other media forms, that we can build up a repertoire of knowledge on which we can draw at later stages of our development.

Even if one goes to an exhibition and comes away having not liked it, it has served as a good experience from which we can learn," ...

I wholeheartedly agree. Babies and the young watch and learn long before their first endeavors to tackle the more advanced skills in play around them. Mark's good advice applies to all of us, regardless of the number of hours we have spent at the lathe.


In the woodturning arena there are many good books and several magazines available. Various local regions organise excellent demonstrations by guild members or, for a small fee to attendees, invite woodturners of note, such as Guilio Marcolongo, Richard Raffan, Andrew Gittoes, and Neil Scobie to share their ideas and methods with us. These are inexpensive and thought-provoking experiences providing an opportunity to adopt or confront the ideas presented. It is also a time to 'catch-up' with old mates or make new friends amongst all those other 'woodies' present. The Blue Mountains Woodturning Challenge featuring five international demonstrators (Irene Gafert from Denmark, Stephen Hughes from Victoria, and George Hatfield, Mike Darlow and Ernie Newman from New South Wales) will be held this year on the 16th April.

If your pockets occasionally run a little bit deeper there are events such as the annual Wagga Wagga Turn About (a hands-on weekend event of woodturning and the sharing of associated ideas), the Turn-Fest symposium in Queensland, and the biennial Woodturn event at Meadowbank TAFE, Sydney.

For those who travel, there are numerous local clubs, galleries, and exhibitions that could possibly be factored into your timetable. At each new destination different influences will have been at work to provide new concepts or methods worth consideration. You may not like what you see but, if you know why, you have benefited from the experience.

“... make the effort to attend such events. I am sure that you will not be disappointed.”

I must admit that it is only recently that I have consciously begun to try out some of the many ideas I have ‘taken on board’ over the years. However, my subconscious has thrown me many ‘lifelines’ over the same period. These have been taken from its store of ‘interesting and useful’ ideas gathered from books, demos, chats, exhibitions, workshops,



Anna Dawes

Vietnam Veterans Day – Parramatta Park

Friday 11th March, eight members were present at the Vietnam Veterans day at Parramatta Park to demonstrate our skills, which was organized by the R.S.L Club. Four of our members are Vietnam Vets.

I think we created an impression; many members present stopped briefly to look and asked questions about the Guild and our Region. A few showers didn't dampen the enthusiasm for the vets. While not many they seemed enthusiastic and mingled with the other surrounding stands, together with others doing Tai Chi, square dancing, etc.

It finished with some older entertainers talking about their experiences when they visited our soldiers during the war and some pleasant music; the MC mentioned our group demonstrating which was near the stage and audience area.

I end with expressing my thoughts to remember some of our military personnel who did not return from that conflict. With the last line of the ode that is expressed at certain times in the R.S.L. clubs ‘Lest We Forget’.

To all members who assisted in the demonstration ‘Thank-you’.

Malcolm Clark

Newsletters

If you are interested in what is happening in other Regions & Woodturning/Woodworking clubs you will start to see copies of their newsletter on the notice board. Please read by all means but don't forget to put it back for others.

Projects – Themes

If you wish to help me and you would like a special project or theme please let me know.

Larry

MEMBERS AND VISITORS:

Welcome to our new members and any visitors today. We hope that you enjoy yourselves at this meeting and, indeed, many other meetings that you may attend at this region and at our other regions.

Safety Instruction:

In line with Work Cover, OH & S practices, and pure, simple common sense, NO ONE is to attend workshop type meetings or any Guild function wearing thongs, sandals, or open foot wear.

Please note: Current first aid officers are: **Ted Edwards & Larry Bailey

ITEMS FOR SALE

Sandpaper – Various grades at \$6.00 metre.

Wood – as priced on the rack on the stage.

End Sealer - \$4.00 per litre.

Friction Polish – priced to bottle size.

Scrapers & Parting Tools –Range of round & square end \$30.00 ea.

Swindail Gouge; \$50.00 made upon request only.

Please see Bill Swindail if you wish to make a purchase.

Ladies Days: Dates are 21May, 30 July.

Bowls for Any Event Plus!

Don't forget if you are not turning anything in particular think about turning one of our blanks.

Blue Mountains Woodturning Challenge

As this only happened yesterday a report will be in next month's newsletter.

Blue Mountains Woodturning Symposium 2005

The Blue Mountains Woodturning Symposium 2005 is being held on 30th-31st October 2005. The venue is Emu Heights Primary School, Wedmore Road Emu Heights (just west of Penrith NSW – at the foot of the Blue Mountains).

Eighteen International and National Demonstrators will provide a weekend of turning fascination.

Attendance number will be limited so early enrolment is recommended.

From the Blue Mountains Woodturners Inc Web Page.

Please see the brochures in the hall.

TURNING CLASSES

We encourage all beginners to seek help, ask questions and enjoy what we hope will be a great hobby.

If you are interested in joining classes please see **Bill Swindail or Alan Phelps.**

Please note that due to requirements under the child protection act we cannot teach children under the age of 21.


Please remember that **NO** member can commit the Region to participate in any demonstration or event without first presenting to the committee. Guild approval is also required for insurance purposes.

Convenor

Project:

This bi-monthly project has been supplied by Bill Swindail. If you require any assistance with the project please see Bill, Ted, Alan or Larry.

Some images from the last Sunday meeting.



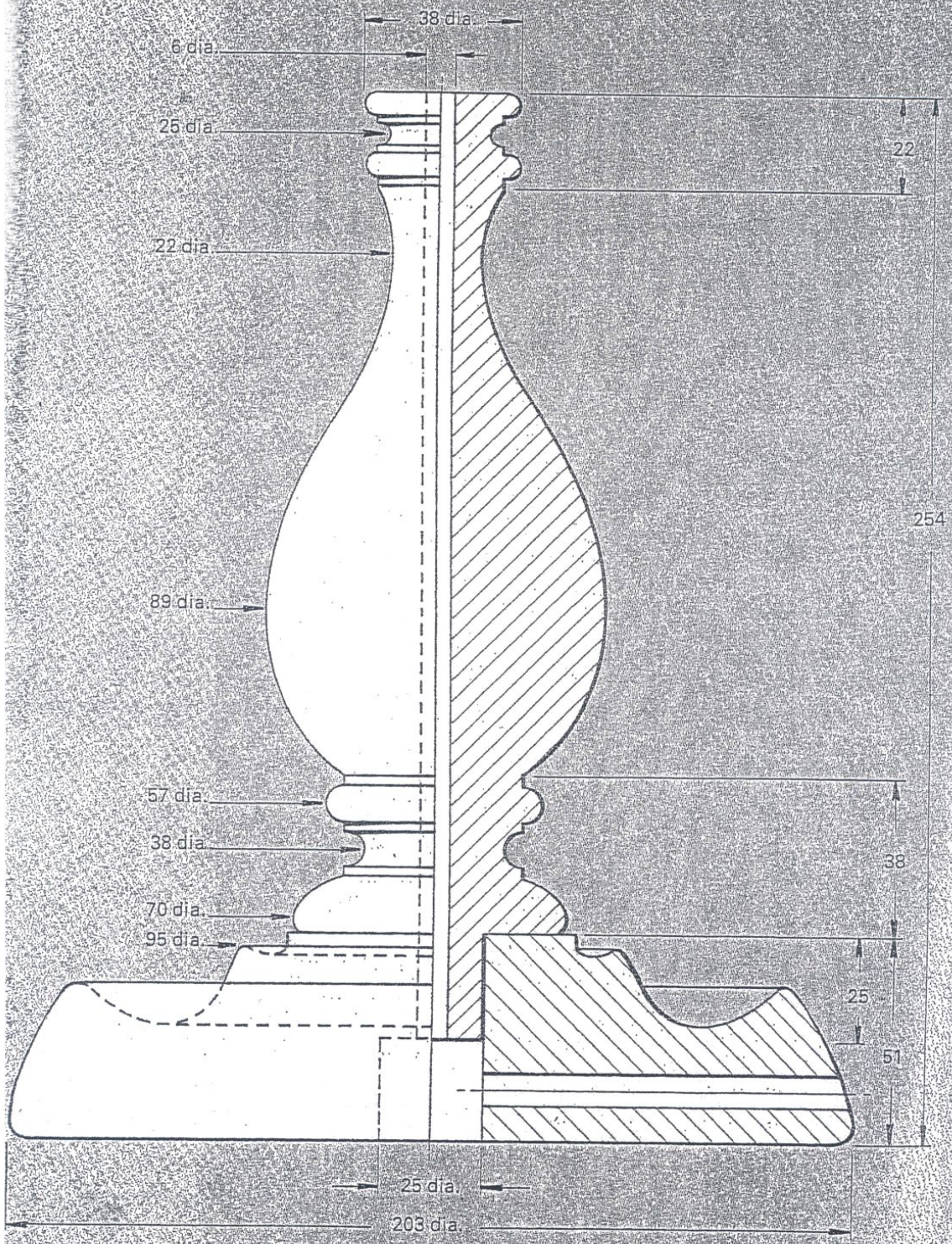


FIG. 1

Supplied by Bill Swindart