

WestTurn News



Guild Web Site:

<http://www.sydneymwoodturners.com.au>

Issue 105, 9th September 2008.

Western Sydney Woodturners

Postal Address: PO Box 4008, Lalor Park, NSW 2147

Twin Gums Retreat Address: Cnr Northcott Rd & Diane Dr, Lalor Park

President's Message

Thanks to all the members who attended the Stitches & Crafts Show last month. What a great result for our hard work! We raised over \$1,500 for our charity. That is almost as much as we raised all last year. Who would have thought that people would pay \$4.00 for a container of camphor laurel sawdust and shavings!

We have so many new members joining that I have difficulty remembering names. I looked around at the meeting on Wednesday and there were 5 newbies. I knew 4 of their names but no surnames! Welcome to them all, wherever you are.

September is a busy month with 4 classes and 2 Saturday excursions.

Ron Devinel

Library:

Wayne Hipwell

Stores, Equipment & Maintenance: [Graham Dawes](#), [Alan Phelps](#) and [Dave Matthews](#). Please let them know if you find any problems with any of the machinery in the hall.

Sick List: : If anyone knows of any of our members or their partners who are on the sick list, please contact [Graham Murray](#) (0412 913 508) who will send a card on behalf of the club.

Sorry to hear that Tony Maberly has had another spell in hospital and all of us here wish you a speedy recovery. You must stop breathing in that sawdust!

Also, I hear that George Hulme has had a medical problem of a delicate nature, but being in the hands of a competent surgical team he'll be back with us soon.

Editor:

[Bill Hartley](#) (98716128)

williamhartley@optusnet.com.au

Catering Officer: [Rohan McCardell](#).

Secretary:

[Ian O'Connor](#) (9715 3450)

ianroy56@bigpond.com

Treasurer and Membership Secretary:

[Bob Young](#) (9873 2773)

Western Sydney Woodturners

Workshops:

Tuesday and **Wednesday** from 9.30am (Entry \$5) and every **Friday Night** starting at 7.00pm (Entry \$3)

Maxidays:

Third Sunday every month from 10.00am (Entry \$6)

Usually a guest turner gives a demonstration, then Show & Tell.

Lunch is provided.

Committee Meeting:

The committee meeting is held on the **second Tuesday of the month** starting at 7.00pm at Twin Gums. All are welcome to attend.

Coming Outings:

Saturday 13th Sept: Wisteria House Fete, Parramatta Park

Sunday 14th Sept: Lynnwood House

Sunday 14th Sept: Bella Vista

Saturday 20th Sept: Blue Mountains Decoration Day

Saturday 27th Sept: Central Coast

October 11th & 12th Woodturn 08

November 8th Ladies Day

Phone: 02 4655 7295
Mobile: 0418 221 554



Frank Hicks

Macarthur Woodturning Supplies




48 Engesta Avenue
South Camden NSW 2570
Email: frankhicks@bigpond.com
ABN: 91 355 662 658

Parramatta Park Centenary

The Director of Parramatta Park contacted our President and requested that some relay batons be turned which could be used on the occasion of the Centenary celebrations at the Park on 6th October.

Gary Hansell and Graham Dawes went down there and came back with some timber pieces which they had salvaged from a fallen Cook Pine tree. They cut some lengths suitable for turning and with the help of several other club members have produced a dozen relay batons to the given design.

The photo from the Parramatta Advertiser shows some of the completed commemorative batons, which were turned by members of our club



An estimated 2000 people braved the rain to take part in the celebrations.

Show & Tell 17th August



Dom Vaticano



Don Nixon



Bob Hodge



Anna Dawes



Bob Jarvis



Fred de Jonge

DON'T GET MAD, GET EVEN

It pays to think outside the box!

We went to breakfast at a restaurant where the "seniors' special" was two eggs, bacon, hash browns and toast for \$1.99.

"Sounds good," my wife said. "But I don't want the eggs."

"Then I'll have to charge you two dollars and forty-nine cents, because you're ordering a la carte", the waitress warned her.

"You mean I'd have to pay for not taking the eggs?" my wife asked incredulously.

"YES!!" stated the waitress.

"I'll take the special then." my wife said.

"How do you want your eggs?" the waitress asked.

"Raw and in the shell," my wife replied.

She took the two eggs home.

DON'T MESS WITH SENIORS!!!

We've been around the block more than once

If You're not Happy you Must be Grumpy

Officer, this is how the fight started... ..

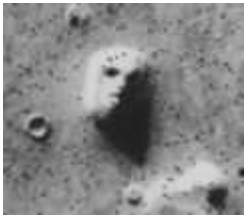
I rear-ended the car in front of me. I admit that. It was my fault. So, we both pull over to the side of the road, and slowly the driver of the car I hit gets out of his car. . . and you know how you just-get-soooooo stressed... .. and life... .. sometimes life seems like... .. suddenly funny?

Well, the driver of the car I hit is a DWARF! He gets out of his car and I get out of my car. He is frowning and scowling and he storms over to me. Right up close to me he looks up in my face and says, 'I AM NOT HAPPY!'

And I don't know what possessed me, officer, but I looked down at him and I said, 'Well, if you're not Happy -- which one are you?'

And that's when the fight started.

A SLIGHT CASE OF PAREIDOLIA



Have you ever been lying on the beach or on the grass and noticed some strange shapes becoming apparent in the clouds, perhaps a face or an animal. Some people claim to be able to see such unusual things as this human face formed by the shadows in this satellite photo the surface of Mars.

The term pareidolia describes a psychological phenomenon involving a vague and random [stimulus](#) (often an image or sound) being perceived as significant. Common examples include images of animals or faces in clouds and the [man in the moon](#).


It is not uncommon for these things to occur, it's just that most of the time we just don't notice them.

For instance, how many of us would have driven straight over this puddle without recognising our homeland (including Tasmania, would you believe)?



There have been many instances of perceptions of religious imagery and themes, especially the faces of religious figures, in ordinary phenomena. Many involve images of Jesus, the [Virgin Mary](#), or the word [Allah](#).

In 1978, a New Mexican woman found that the burn marks on a [tortilla](#) she had made appeared similar to Jesus Christ's face. Thousands of people came to see the framed tortilla.



The recent publicity surrounding sightings of religious figures and other surprising images in ordinary objects, combined with the growing popularity of online auctions, has spawned a market for such items on [eBay](#). One famous instance was a famous grilled cheese sandwich.

This decade-old toasted cheese sandwich said to bear an image of the Virgin Mary has sold on the eBay auction website for \$28,000.

Some of these things are pretty vague and you seem to need a well developed imagination to see them. Take this cinnamon bun for example which purports to show the head of the saintly Mother Teresa



I think that as a youngster Bob Young, like most of us, liked to watch the TV cartoons, and his favourite must have been Rocky and Bullwinkle and Friends.

Bob Hodge just happened to notice the moose. This moose Bullwinkle has come back into Bob's life by suddenly appearing in the wood pattern on the bottom of one his bowls turned from red gum burl.

Anyway, I have photographed Bob's pareidolia for posterity so here it is. I was thinking about submitting it to an auction on eBay but I suspect some little old lady may have got hold of it at the Stitches & Craft Show. Won't she get a shock when she turns it over and examines the underside.



Well, I suppose Bob can always turn another one. Come on Bob, we challenge you to make Kevin Rudd's image to appear next time.



Bi-monthly Guild Meeting Southern Highlands Woodies 23rd August

Beautiful but rather chilly Bowral was the host of the August bi-monthly Guild meeting. Their club house is somewhat hidden in a retirement village and it took us visitors from the big smoke a little while to find it, but find it we did.



The SHW-turners meet every Friday from 9am till lunch-time. Yesterday's meeting went from about 9.30 to well into the afternoon, as everyone was

enthralled by the two demonstrators Bill Shean and John Harris.

The booked demonstrator was Mike Cassidy who couldn't make it, which put Bill and John on the spot at the last minute with the objective to entertain the spectators with their skills. And they did a fabulous job!

Bill demonstrated small bowls with both inside lids and outside lids options and gave details of the finer points of well-fitted lids.



After an interlude of lunch, John Harris showed us how to turn the very complicated form of knitting needles!!!!

Bill came back on the lathe demonstrating how to tackle reproducing multiple forms, such as stool legs etc. without a copying device.



John returned, after we all had a nice cuppa, with a square edged winged bowl, starting with a lump of obviously square wood and truly showed his skills with the various chisels. His skills in this area gained him the SHWG Excellence Award for 2008, making him the inaugural winner.

Both Bill and John did an excellent Job and we should keep them in mind for our maxi-day demonstrators list.

The SHWoodies are certainly an active bunch, organising a trip to Bungendore and Canberra, displaying their "Treasures in Timber" at the Moss Vale Council Chambers, and in November they take part in the Bowral Art Trail, where their hall becomes one of the artist's stations.

Amongst the visitors from various clubs; Menai, Southern and Western Sydney, the Macarthur lads had Sam Shakouri along with one of his segmented masterpieces.



Sam explained to the utterly fascinated audience how he made the 288 segmented pieces, 24 rings each with 12 pieces and mind-boggling degrees into his twisted doughnut shape.

Never mind the various jigs he had to make to turn and finish the piece. A true masterpiece!



To meet people like Sam makes it worth while to go to these bi-monthly meetings.

Erich Aldinger

Stitches & Craft Show

This show was held at the Rosehill Gardens facility from 20th till the 24th August. It was arguably the most successful show that our club has participated in. From 10 in the morning till about 3 each afternoon, there was a continual stream of visitors many of whom displayed a lot of interest in our stand.



These was a good representation of our membership present over the five days including Ron Devine, Rohan McCardell, Bob Young, Manny Farrugia, Neil Guthrie, Terry Boddy, Eddie Catford, John Malysiak, Claudio Sandoval, Sid Churchward, Don Nixon, Gary Hansell and Rob Buckwell.

The demonstrators were kept busy turning more small bowls for charity as the supply we had prepared previously was fast being sold.



Ron Devine reports that at one stage as soon as you'd put a completed bowl down on the bench, someone would buy it. These charity bowls which sell for \$5 form our major effort for charity and we sold more over this show than we did for all of last year. Every day we also sold between 50 and 70 containers of camphor laurel shavings.



I have never seen so many senior citizens in the one place before. Mostly women, they certainly are active in the arts and crafts area and take advantage of this great opportunity to see all the stuff in the one place.

George Wells' presented some beautifully turned little stools for our charity sale and these were snapped up by some of these little old ladies. I don't imagine many people these days have need of a milking stool for old Daisy, but it appears that the TV show "SuperNanny" is a favourite and these stools were destined for the "Naughty Corner", so look out and behave yourselves as old Granny has got your number.



We raised \$1,474 for our charity at the Stitches & Crafts Show. Good work everyone.



Santa's Tip for the Month

Glen Roberts recently showed us his skills in decorating his turnings and at the same time shared his philosophies relating to his work. One important one was that just as we wouldn't build a house without a plan, so too, we shouldn't turn without a plan. When doing bowls or platters, we may get away with it, but try turning say a set of table legs or candlesticks and see what happens. Or try to turn the bases of matching table or bedside lamps without a plan.

The best plan for this type of job, be it spindle or faceplate turning, is to use a PENCIL GAUGE.

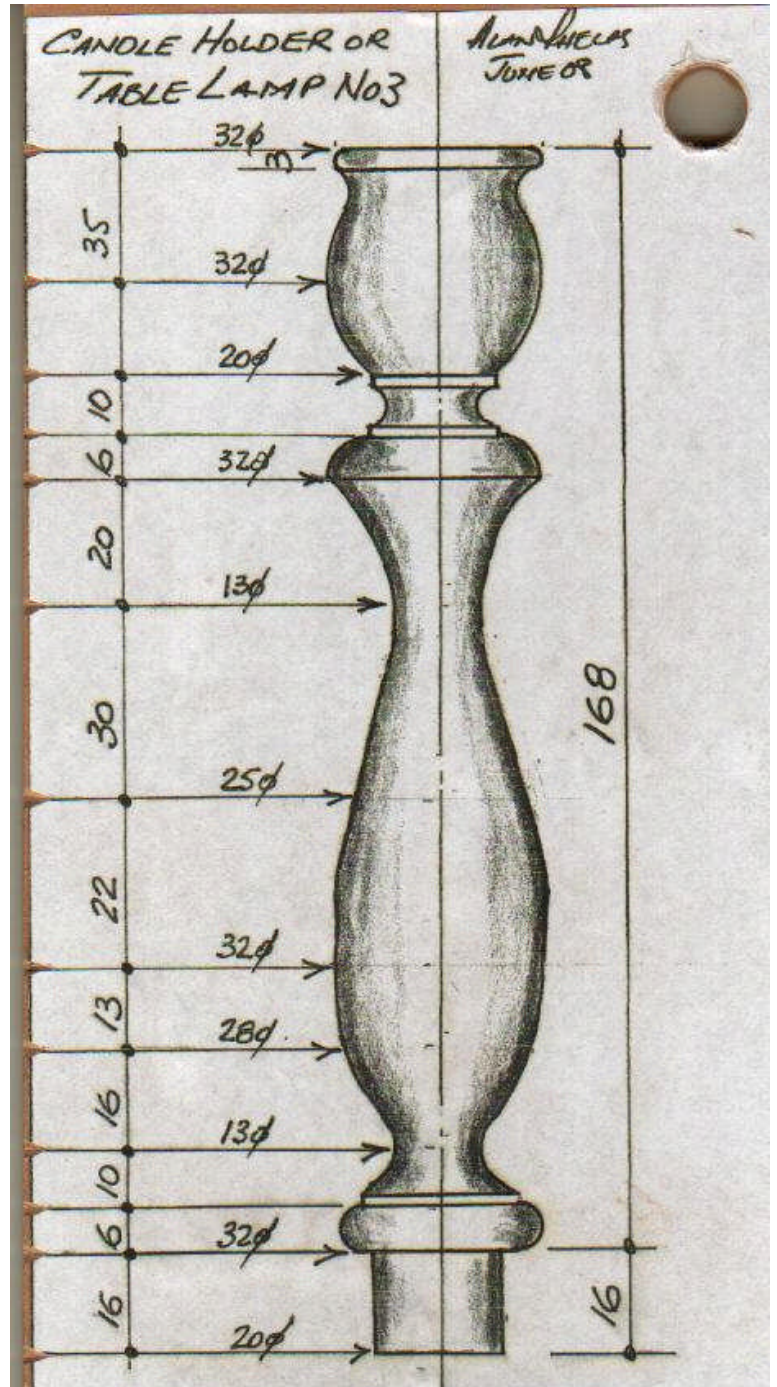
To make one, first do a full size "technical" drawing of the job with accurate dimensioning and shapes. Show all relevant dimensions for reference and draw in the centre line, which will be the axis when turning.

Next select a suitably sized piece of 3mm MDF and draw the centreline along it parallel to one straight side and about 10mm further from that side than half the largest diameter of the job. Now carefully accurately measure and mark *out along the axis* all significant change of shape, low points, highpoints etc, including both ends of the job. For maximum convenience, the left end should be the end which will be at the headstock end of the lathe and will be at the very edge of the gauge.

Using a square, now draw straight lines to the edge of the board and measure from the centreline along each of these lines the appropriate distance for the radius at that part of the job. Mark each point clearly and write the diameter just above it. Now draw the outline of the job as accurately as possible and you will see what the top of the job will look like as it spins in the lathe.

Finally, carefully file a small "nick" where each line hits the edge of the board. These nicks are to accurately locate your pencil tip against the spinning rounded work piece so that each feature point is accurately located. What's more, you can make *any* number of pieces to the same accuracy using gauges in this way. Keep them in a drawer and you can repeat the process at any later occasion.

Ask George how he gets his stool legs and rails to be good matches so consistently. And if you weren't in the know, we have quite a few very good pencil gauges on hand for you to use. These were very kindly made by Peter Bland and Alan Phelps and one of these was used for the accompanying photo. Have a look at them. You may find something different to turn and it may answer any questions arising from this tip.



Santa

Addictive Pen Kits

Importers and Distributors of Berea Hardwoods Pen Kits

WE NOW HAVE IN STOCK AN EXTENSIVE RANGE OF BERE A HARDWOODS PEN KITS AND ARE ABLE TO SUPPLY THESE SUPERIOR QUALITY PEN KITS TO ADDICTED PEN TURNERS ACROSS AUSTRALIA. OUR CURRENT RANGE OF KITS INCLUDES 30 DIFFERENT VARIETIES OF PENS AND PLATINGS SOME NEVER BEFORE SEEN IN AUSTRALIA.



FOR A FULL COLOUR CATALOGUE WITH DETAILED PICTURES, DESCRIPTIONS AND PRICES
PHONE, EMAIL OR EVEN SMS NAME AND ADDRESS TO :
PHONE : (02) 98967319 - MOBILE : 0411 340921
EMAIL : penkits@bigpond.net.au



The Tree

The seed I was, fell gently
On the old and dying leaves
And I somehow vaguely knew my time had come
But the place was far from perfect
In the shadow of her spread
And I longed to feel the comfort of the sun

Then doom would seem my ending
As a magpie pecked me up
And flew to light upon some old dead tree
Fate would have that I was swallowed
To the darkness of this bird
And it felt as though my future could not be

Luck would have that I was rescued
In a most unusual way
As I dropped to earth again in spongy mess
Now the sun could work its magic
And the rain could feed my need
So my chance to be, was now much more than less

If I think about my feelings
As my sprout grew in the ground
Then joy of life would be the words to say
For I cherished every rain drop
And every ray of sun
And every part of every single day



The time passed very quickly
And my strength grew all the while
And the height I reached was greater every day
The delight I felt with my first leaf
Was far beyond my words
And I feel the same each spring in every way

It's hard to know the number
Of the seasons that have passed
I have weathered storms and sleet and frost and snow
And the birds have nested in me
Possums scamper up my trunk
While springtime brings my blossoms out on show

Then an itching forms within me
Termites come from underground
They attack the central core of where I grow
And they grow in number daily
Will my strength help me survive?
When the southern winter winds begin to blow

My fortunes changed again
And I felt the rangers axe
As they tried to see if I could yet be saved
But the poison of the termites
Was near the death of me
It was strange the way these clever men behaved

I was healing, feeling stronger
With the breeze between my leaves
When the breeze became a storm and then a gale
I was glad I had such deep roots
I would weather this and more
Then the lightning struck and I began to fail

The rangers came to check me
I'd lost a lot of branch
One spoke of men who'd use my flesh to turn
The Western Woodies were the people
They'd come and have a look
And use me so I wouldn't have to burn

When they came I still was worried
They had chain saws and an axe
But they talked of things to make of my poor parts
A bowl and then a platter
A Victorian standard lamp
And the way they talked I felt they had good hearts

They removed my fallen timber
And some weakened other bits
And they spoke of how I'd live to grow again
And my story will continue
On a mantle piece somewhere
Or beneath a pretty lampshade in no pain

Neil Guthrie



Trend Timbers
SPECIALISTS IN AUSTRALIAN & EXOTIC TIMBERS

WOOD TURNING; WOOD CARVING;
PYROGRAPHY; TIMBER FINISHES;
TURNING & CARVING TOOLS

4577 5277

Lot 1 Cunneen St,
Mulgrave/McGraths Hill

www.trendtimbers.com.au

When Grandma Goes To Court

Lawyers should never ask a Mississippi grandma a question if they aren't prepared for the answer

In a trial, a Southern small-town prosecuting attorney called his first witness, a grandmotherly, elderly woman to the stand.

He approached her and asked, 'Mrs. Jones, do you know me?'

She responded, 'Why, yes, I do know you, Mr. Williams.

I've known you since you were a boy, and frankly, you've been a big disappointment to me. You lie, you cheat on your wife, and you manipulate people and talk about them behind their backs.

You think you're a big shot when you haven't the brains to realize you'll never amount to anything more than a two-bit paper pusher. Yes, I know you.'

The lawyer was stunned.

Not knowing what else to do, he pointed across the room and asked, 'Mrs. Jones, do you know the defence attorney?'

She again replied, 'Why yes, I do.

I've known Mr. Bradley since he was a youngster, too.

He's lazy, bigoted, and he has a drinking problem.

He can't build a normal relationship with anyone, and his law practice is one of the worst in the entire state.


Not to mention he cheated on his wife with three different women. One of them was your wife. Yes, I know him.'

The defence attorney nearly died

The judge asked both counsellors to approach the bench and, in a very quiet voice, said,

'If either of you idiots asks her if she knows me, I'll send you both to the electric chair.'

TURNING TOOLS



EclipseCrossword.com

Across

1. Best tool for making beads
3. An essential tool in any woodturning armoury
4. Has adjustable jaws for holding your job on the lathe
7. This one doesn't play Bluegrass
9. Best for turning bowls
10. Allows use of screws to mount a block on the lathe
11. Great for between centres to cut beads, coves, etc

Down

1. Designed to keep vibration to a minimum
2. Used for making a square piece round
5. A device with rollers designed to hold a thin spindle on the lathe
6. Will make up to three bowls from one block of timber
8. Holds the tailstock end of the timber