



WesTurn News

The official organ of Western Sydney Woodturners Inc.

Issue: 263



May 2023



Western Sydney Woodturners Inc

Twin Gums Retreat, Corner Northcott Road and Diane Drive

PO Box 4008, Lalor Park NSW 2147

Web Site: www.westernsydneywoodturners.com.au

Presidents Report May 2023

Just over two months now to the Annual General Meeting (AGM), when the Committee for 2023-2024 will be elected. Nomination forms are available on the front desk and everybody is welcome to nominate for any of the positions available. Please consider if you can assist our Club by nominating as every member adds something special and although I realise that time is precious for all of us and there never seems to be enough time in the days to do all the things we want the Club needs you and your input. Management of the Club is a big task and is ongoing and needs to be taken seriously.

The new thicknesser should be installed and ready for use by the time you are reading this. Thanks to all that gave up their Saturday morning to help with its installation as it wasn't easy. The thicknesser weighs 280kg or thereabouts and required a lot of manhandling to get it where it is. Some thought has gone into its use as some are not kind to our equipment and a lock, similar to the one on the Saw Stop is being considered if the unit is damaged because of a members carelessness. Please don't mistreat the machine as it cost close to \$5,000 and was purchase via a grant from Blacktown City Council.

Eddie Catford and myself were very pleased that our Club was once again chosen by the customers of the Seven Hills Branch of the Commonwealth Bank to receive a prize of \$500 as the winner of the Community Donations Program competition. We now have received this award 3 times running and the recipient is voted for by the customers of the Commonwealth Bank of Australia, Seven Hills branch. Thanks to all of the members of the community that voted for us and many thanks to the CBA for their contribution to the community. We are held in high esteem by the members of the community and I'm sure that this will continue for many years to come. The donation will be used to purchase new live centres for the Club's lathes.

This months Maxi Day will feature George Hatfield. I urge every member, especially our newer members, to be there on Sunday the 21st May commencing 10:30am. Lunch is \$6 and we'll be, not only entertained, but instructed by a very experienced turner who has many years to draw upon.

Until I see you next at the Club, stay safe and stay well ... Les Coombes (President)

SAFETY MATTERS

A REMINDER ABOUT WORKSHOP SAFETY

We must all keep in mind the importance of WORKSHOP SAFETY. Please THINK and ACT responsibly at all times. It is up to all of us to fulfill our commitment by wearing at all times;

- ◇ Dust masks
- ◇ Protective glasses
- ◇ Suitable clothing
- ◇ Footwear
- ◇ Ear protection

It does not hurt to discuss safety with other members if they are not doing the right thing.

ARTICLES FOR NEWSLETTER

Could I please ask those members who attend our demonstrations, maxi-days etc; if you could take some photographs and a brief description of the event so these can be published in the newsletter I am sure all members would be interested in reading about the events of the day. Thank you.....Editor.



CUT OFF DATE FOR ARTICLES

Please note the cut off date for articles to be included in the Newsletter is the last day of the month. All members are welcome to submit articles for inclusion.

Please send them to the editor;

Email address: augoodtime@hotmail.com

Club Committee

President: Les Coombes
(0408760131)

Vice Presidents: Shane Catford and
Paul Collins

Secretary: Jen Coombes

Treasurer: Eddie Catford

Public Officer: Sandra Ongley
sandraongley21@gmail.com

Catering Officer: Ian Frith

Librarian: Rod Brown

Editor: Robert Ryan
augoodtime@hotmail.com

Webmaster: Lindsay McEwan
lcmcewan@optusnet.com.au

Training Co-Ordinator: Greg Sheath

Trainers: Graham Dawes (JP), Rod
Brown, Ron Devine, Greg Sheath, Rob
Stewart, George Mamou, Bob Taylor &
Bob Young.

Shop Managers:

Eddie Catford and Les Coombes

Stores, Equipment & Maintenance:

Manny Farrugia, Dave Matthews,
Graham Dawes (JP), Bob Young, Ron
Devine & Glenn Freeman.

Welfare Officer: Branka Hedges
brankahedges@aol.com

If you have any suggestions or
information concerning the club
please contact any of the
above committee members.

Club Hours

Mon-Thurs: 8:30am – 4pm...\$5

Friday Nights: 5pm – 9pm...\$3

Saturday Turning

Ladies Day: 2nd Saturday...\$5

Contact: Anna Dawes

9638 6995

tandawes@optusnet.com.au

4th Saturday of Month

8.30am – 4.00pm...\$5

Contact: Les Coombes

0404 001 562

Maxi Day – 3rd Sunday

10:30am – 2:00pm...\$6

(Lunch included)

Club Meetings

**Second Tuesday of
the month — 7pm**

Shop items

- ⇒ Ozzie Grit
- ⇒ Friction Polish
- ⇒ Sanding Sealer
- ⇒ Sandpaper
- ⇒ Club Shirts
- ⇒ Dust Jackets
- ⇒ Club Badges
- ⇒ Pen Kits
- ⇒ Pen Blanks – Acrylics
- ⇒ Lazy Susan Bearings
- ⇒ Cheese Knives
- ⇒ Salt Mills
- ⇒ Pepper Mills

**Many more items also
available**



**A very big thank you to
Michelle Rowland MP,
the Member for
Greenway,
for her continued
support which
includes the printing
of this newsletter.**

Annual General Meeting and election of office bearers for our club will be held at the club on Sunday 16 July 2023. Come Along, have a bite to eat and vote for who you believe will do the best job in running our club.

Nomination forms for yourself or others can be found in this edition of the newsletter.





WESTERN SYDNEY WOODTURNERS INC. #9885415

NOMINATION FOR COMMITTEE

At our Annual General Meeting, the following Committee positions will be available to be filled:

- President * Vice-President 1 * Vice-President 2 *
- Treasurer * Secretary/Public Officer
- Editor * Librarian * Catering Officer * Maintenance Officers.

Nominations from candidates for election are to be made in writing by 2 financial members of the Incorporation. Candidates must be financial members of the Incorporation

We the undersigned members wish to nominate

(print name of candidate)

For the position of

(position candidate nominated for)

Signature Member No Date / /

Signature Member No Date / /

I, the above named candidate, am willing to serve if elected.

Signature Member No Date / /

This form must be posted to PO Box 4008, Lalor Park NSW 2147, or delivered to The Secretary 7 days before



WESTERN SYDNEY WOODTURNERS INC. #9885415

NOMINATION FOR COMMITTEE

At our Annual General Meeting, the following Committee positions will be available to be filled:

- President * Vice-President 1 * Vice-President 2 *
- Treasurer * Secretary/Public Officer
- Editor * Librarian * Catering Officer * Maintenance Officers.

Nominations from candidates for election are to be made in writing by 2 financial members of the Incorporation. Candidates must be financial members of the Incorporation

We the undersigned members wish to nominate

(print name of candidate)

For the position of

(position candidate nominated for)

Signature Member No Date / /

Signature Member No Date / /

I, the above named candidate, am willing to serve if elected.

Signature Member No Date / /

This form must be posted to PO Box 4008, Lalor Park NSW 2147, or delivered to The Secretary 7 days before



Wood with 24K Gold Cross and Jonah Clips

WSWT Display

Tuesday Setup 10am

Wednesday to Saturday

10am to 4pm



Members Welfare Report

The welfare of members and their families is important to our club. Please let me know if you or someone you know is unwell, or worse still, no longer with us.

Get Well Cards have been sent to the following Members and/Or Partners

Robyn Keane, Omar Cumen, Mehmet Colpan,

Lindsay McEwan, Jill Catford & Les Coombes

We wish everyone a Speedy Recovery.

Let me know at my email address: brankahedges@aol.com

or

Text me on: **0422 655 994**

If anyone has been missed, be assured that the good wishes and sympathies of our club are with you and your family.

Stay Safe ... Branka Hedges....Welfare Officer



Do you know what this is ????

The next time you go to sharpen your scraper think about it, ask the convenor or even another member where this aid is located and ask them to show you how it works.

By using this tool you are NOT grinding the scraper edge but in fact rejuvenating it by putting a burr on the edge ready to go again. Eddie C.



SpudTastic Time

I'm very pleased to say that we had a SpudTastic time at Robertson. Our Club was represented by Bob & Lyn Young, Paul & Lyn de Belle & Kevin & Branka Hedges. We arrived Friday midday to set up our Exhibition.

The weather was great Friday & Saturday. Attendance was very good with lots of interest at our stand. Maria Novak arrived early and was a great help attending to sales and relieving us for breaks. Thankyou Maria. We finished up at 5pm which made it a long day but very rewarding. We dined at the Mittagong RSL both evenings then headed to Slumberland. Sunday was a freezing rainy morning but cleared to be a sunny day' but still freezing Gregory & Deb Sheath also arrived and helped out for a while. Thankyou both. Charity sales were good. Thankyou to Club Members who made Charity Bowls and other items for sales. Keep up the great work for future events. I would encourage Members to attend some events to help out especially the setting up. It's hard yakka but very rewarding.

Branka Hedges



Clamps and combination squares to keep things straight



Simply put, if the wood is not square in all three dimensions, then it's firewood.

Clamping and using a Combination Square to check that all the pieces of a project fit squarely and perfectly, is the answer. **And you can never have enough clamps!** Short ones, long ones, quick-release ones, and extremely large ones for major sized furniture works. Different projects need vastly different sized clamps. And, a decent sized **workbench** to setup upon, is needed for assembly.

L-squares, and Combination Squares come in a variety of qualities and sizes. The main thing, is that a square is in fact 90 degrees, and not some poorly manufactured unit that has a variation to that proper size. Same with the 45 degree angle on a combination unit - it must be exactly 45 degrees. After all, you're going to slap the tool down on a piece of wood and trust it for every future project. A quick Google of people's comments about the quality of a new tool purchase, can uncover the good from the bad pretty quickly.

Let's talk **quick-release clamps** for a moment. Size and length is a major consideration. Clamping pieces in tight places calls for smaller units both in terms of overall length and trigger handle size. On the other hand, clamping edges of a 1.2M long table for instance, calls for a throat size exceeding the overall pieces of project timbers involved.

And in the end, all these have to be stored somewhere that is handy to reach for, particularly when juggling a number of components during pre-assembly. So where you store your clamps, especially the longer ones say 1M or 2M long (*and heavy!*), *is an important planning consideration for the shed.*

An interesting example of all the considerations of quick-release clamps, is well demonstrated in this Youtube clip:

<https://www.youtube.com/watch?v=mg8apnt3NwQ>

along with a list of the results of the comparisons at

<https://lrn2diy.com/the-ultimate-trigger-clamp-showdown/>



Maybe that age-old adage needs to say:

Measure twice, check the line marks are square, and then cut once.

Then double check the three angles of each corner pass the 90 degree test!

Now to some advice. Make sure your tools are set straight in the first place.

1. For table saws, be sure the **fence** is perfectly parallel.
2. For table saws using a **sled**, be sure the sled support is exactly 90 degrees to the blade.
3. When trimming on a router, again, be sure the **fence** is distanced/angled correctly.
4. Similarly on bandsaws - be sure the blade is 90 degrees to the table, and the **fence** is parallel.
5. Even drilling timber, requires the drill **press setup** be such that the drill is 90 degrees to the table.

Two other really useful measuring tools that help with all this, are:

- a) **L-square** 600mm x 400mm - the long length makes for a great straight edge
- b) **Wixey Tool** for first establishing a base ZERO degree table position, and then checking the vertical 90 degree position of drill or blade as the case needs.

Of course there is an ANGLE METER App you can try on your mobile too! (From Smart Tool Factory includes bubble, angle and laser positions)

Take a look at our *** **NEW** *** website

www.westernsydneywoodturners.com.au

Club Challenge

Western Sydney Woodturners is inviting all members to accept a woodturning/woodworking challenge using a supplied 20x20cm square blank of Sapele benchtop. Only one sapele blank will be provided per member and in Category A only that blank may be used to create your masterpiece.

Entries will be judged, and prizes awarded on 16th July prior to the AGM.

Category A is for Woodturned items only. No use of extra materials beyond the blank provided, glue if required, and basic finish. The surface of these items may be textured, carved, dyed or pyrographed.

A prize will be awarded for each section.

- (i) persons with less than 4 years woodturning experience
- (ii) all other woodturning members.

Category B is an Open/ Sculptural Section for participation by all members.

Items presented must contain at least one component made from the timber supplied. A wide range of wood skills may be employed plus the use of other materials and craft disciplines.

Two prizes will be allocated for this section.

A final prize will be awarded for the item judged "Best of Show".

What a great opportunity to dust off your thinking caps and have a play.

Timber is available now so please contact your convenor of the day when at the club to receive a piece and have your name recorded.

Maxi Day

Date: Sunday 21st of May
Time: 10.30am
Topic: Goblets and Scoops
Presenter: George Hatfield
Cost: \$6 includes Lunch



We are fortunate to have enlisted George Hatfield to demonstrate for us.

A fount of information and turning technique George has taught a trade woodturning course for apprentices for over 30 years, demonstrated overseas on many occasions and written over 100 magazine articles many of which appeared in Australian Woodworker.

We look forward to seeing you there. The usual \$6 entry, lunch provided.

April's Maxi Day

25 YEAR MEMBER PRESENTATION.

April's Maxi Day was in 2 parts. The morning session saw Graham Dawes, Rod Brown and Greg Sheath demonstrating various methods they use to accomplish tasks when turning and after breaking for lunch and the obligatory Bring a Piece we celebrated 3 long serving members who have been members in excess of 25 years.

The Club provided the lunch and then the President, (Les Coombes), presented Andrew Hefferman, Don Hughes and Allan Kirkland with a plaque acknowledging their achievement and thanking them for their loyalty and contribution to the Club.



PRESENTATION OF CHEQUE FROM COMMONWEALTH BANK

On Thursday 27th May, the treasurer, Eddie Catford and myself presented ourselves at the Seven Hills Branch of the Commonwealth Bank where we were given a cheque for \$500 from the Community Donations Program that's organized and run by the Commonwealth Bank. This is the third time we have won the award and the cheque was very gratefully received and will be put to use immediately to purchase live centers for our lathes.

A big thank you to Lewis, the branch manager and Caroline the branches Welcoming Officer and the Commonwealth Bank for the welcome we received. It was much appreciated.

Les Coombes (President)



Photo at left: Eddie, Lewis (branch manager) and myself.

Top photo: Eddie, Caroline, and myself with the cheque.



TREND TIMBERS

SPECIALIST IN FINE WOODS

Established 1969 A third generation timber family



YOUR 1 STOP WOODWORKING SHOP IN NSW

Over 100 species
Select timbers for
Cabinetmaking
Furniture
Joinery
Woodturning
Carving

TREND TIMBERS
15 Railway Road North,
Mulgrave NSW 2756
TELEPHONE: 02 4577 5277
FAX: 02 4577 6846

Email: sales@trendtimbers.com.au
www.trendtimbers.com.au

Opening Hours
ALL WELCOME!!
Mon- Fri 8am-4pm
Sat 8am-11.30am
Closed
Public Holidays &
Long Weekends

BUNNINGS BBQ

SATURDAY 15th April 2023

Another very successful day, while it started very slow in the morning the sales started to pick up and continued throughout the day mainly in spurts and spasms.

It is great to see we have got a lot of members wanting to help which is great as it allows us to let some go early as new crew arrives. This does not say that it should be left to the majority of consistent members as they to need a break.

To all of those that attend a very big "THANK YOU"

It is very remis of me, again I omitted to take a photo of the afternoon boys and girls, please someone remind me next time as I hope they don't feel they're not appreciated as that is the most furthest thing from my mind. A good job well done, thank you all again.



HAPPY BIRTHDAY

Member #	Salutation	First Name	Last Name	Member Since
2535	Mr.	Peter	Bohan	13.2.2008
2824	Mr.	Andy	Tappouras	2.12.2010
2875	Mr.	David	Searle	29.4.2011
3596	Mr.	Benjamin	Lawrence	21.10.2013
3616	Mr.	Rod	Brown	26.3.2014
3677	Mr.	Danny	Klajman	2.6.2015
3793	Mr.	Greg	Sheath	22.11.2017
3898	Mrs.	Sandra	Ongley	16.2.2021
4019	Mr.	Mark	Hay	6.7.2022
4025	Mrs.	Gail	Stewart	28.7.2022
4033	Mr.	Omar	Cumen	12.10.2022
2629	Mr.	Lawrie	Mifsud	30.6.2008



On the 8th on April, Eddie, Anna, Lois and Robyn went to the children's ward at Mt Druiitt Hospital.

We were welcomed with fond memories of the years of other visits from the western Sydney woodturners.

We were only able to visit a few children we due to infection control. The children loved receiving their Easter egg bowls and Robyn entertained them with her balloon animal skills.

Thank you to everyone who made bowls for our charity.



TicTacToe / Noughts and Crosses

Over the last few months the Ladies Group has been very busy making 30 TicTacToe / Noughts and Crosses game sets. Made out of recycled wood and marbles, these are decorated and embellished with water-based acrylic paint and chameleon pigments.

The sets will be sold at various fundraising functions (Linwood House, The Robertson Potato Festival) for the Club's chosen charity which is Mount Druitt Hospital Children's Ward. They are available to \$20 per set with optional bag for an extra \$5.



Thanks are due to Anna, Lois, Branka and the ladies for pulling this project together.

Note: As these sets contain small parts they are not suitable for children under 5 years old.



Joke of the Month

An eight-year-old girl went to the office with her father on “Take Your Kid to Work Day”.

As they were walking around the office, the young girl started crying and getting very cranky. Her father asked what was wrong with her.

As the staff gathered round, she sobbed loudly:

“Daddy, where are all the clowns that you said you worked with?”

ANOTHER SHOW SUCCESS

David Searle entered the pieces shown below in the Hawkesbury Show with great success. For his Tic Tac Toe game box with an enclosed marble compartment he was awarded 2nd prize in the woodwork Open Article made by hand. And in the Woodwork Open Turned Article he was awarded 3rd prize.

This club really does have some excellent craftsmen and women. Keep up the good work and let's see more items entered in the various shows and exhibitions.

Congratulations David



Teacher: Didn't I just tell you to stand at the end of the line?

Student: I tried, but there was someone already there.

**EXTENDED TRADING HRS!
17TH & 24TH JUNE
OPEN TILL 3PM SAT.**

**BUY AND
INSTALL**

BEFORE JUNE 30TH

TO TAKE ADVANTAGE OF THE

\$150,000

INSTANT ASSET WRITE-OFF!

***NOW FOR BUSINESS UP TO
\$500 MILLION TURNOVER!**

**HUGE
WOODWORKING
RANGE**



Circular Plunge
& Mitre Cut Saw
Order Code: W874

**TAX
TIME SALE**

THE ULTIMATE WOODWORKER'S CHOICE



Wood Band Saw
Order Code: W950



Dust Collector
Order Code: W332



Wood Band Saw
Order Code: W4224



Belt & Disc
Linisher Sander
Order Code: L107



Bench Mount Thicknesser
HSS Blades
Order Code: W812



Wetstone Grinder
Order Code: W859



Swivel Head
Wood Lathe
Order Code: W382



SB-12
Table Saw
Order Code: W452



Thicknesser
Spiral Head Cutter
Order Code: W414S



Planer & Thicknesser
Combination
Order Code: W611

www.machineryhouse.com.au

SYDNEY
(02) 9890 9111

BRISBANE
(07) 3715 2200

MELBOURNE
(03) 9212 4422

PERTH
(08) 9373 9999

Specifications & Prices are subject to change without notification. All prices include GST and valid until 30-06-23

**UNIQUE PROMO CODE
WTN2306
ONLINE OR INSTORE!**

\$70 FREE with \$200 purchase
DISCOUNT VOUCHERS to use on any purchase
BECOME A MEMBER HOUSE
MALE
www.machineryhouse.com.au/signup

06_VTN_010623

THE BACK PAGE

Item 25

RIGHT AND WRONG

MAY 2023

TRADITIONAL PARTING TOOL

Traditionally Right

The angle of grind is 60 degrees and equal distance from the middle to the top.



The traditional Parting tool was rectangular in shape with straight sides. This design is still being made and issued in most tool kits today.

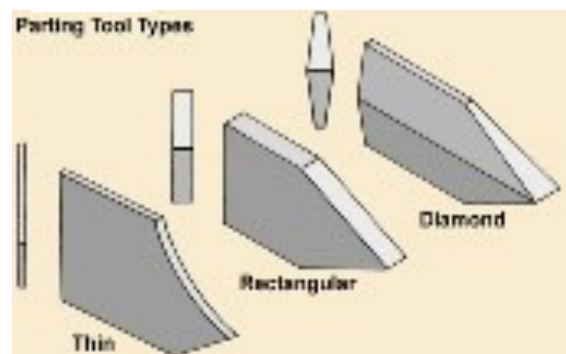
WRONG

Not necessarily, just over time many shapes, sharpening angles and designs have been made to suit different applications and taken up by the turning fraternity along with width or thickness. Some professionals have got on board and marketed the design of their preference.

One of the more successful design is the one shaped like a diamond when looking at it front on as this has a tendance to give clearance and reduce friction and overheating when doing deep cuts.

When using the parting tool it is suggested you take several shallow wide cuts reducing friction and overheating.

Some common shapes seen



Note. As in all professions there are many and varied opinions and ways of doing things. This is true of wood turning. These articles are the results of my reading article publications.

Eddie C