



WesTurn News

The official organ of Western Sydney Woodturners Inc.

Issue: 277



July 2024



Western Sydney Woodturners Inc

Twin Gums Retreat, Corner Northcott Road and Diane Drive

PO Box 4008, Lalor Park NSW 2147

Web Site: www.westernsydneywoodturners.com.au

Presidents Report July 2024

July is on us and it's AGM month which happens on Sunday the 21st, at 1:00pm. The Club will be open from 9.30am so that the challenge judging can be conducted. Lunch will be at 12:00 midday and as in previous years, will be provided at no charge, so come along and enjoy. The AGM will commence at 1:00pm and all positions will be declared vacant and a new Committee will be elected. Nominations for Committee Positions will close on Sunday the 14th July, and as per our Constitution, there is no postal or proxy voting so to make your vote count you need to be present.

I wish to thank all the present Committee for their dedication and commitment over the last several years and for all the help that I have been given since I was elected as President. We have achieved much in the last two and half years, which has benefited the Club and all our members. One of the conditions that we have to adhere to, as a managing committee, is the allocation of funds, which has been in accordance with guidelines set by The Department of Fair Trading, which is the governing body for NSW.

I extend a special thanks to my wife, Jen, for standing in as secretary when we had no other to do the job. She was severely handicapped in her role as she had no idea about one end of a lathe to the other and what, at times, we were discussing but she perceived and managed her duties in a very efficient manner. Thank you Jen, on behalf of myself and the Committee, for you taking on the role and seeing it through to the end.

The new drill press, at the entrance of the tool room and the new dust extracting system in the bandsaw room are now installed and ready for use. Please treat with care and if you do happen to catch a member misusing any of the equipment please notify a Committee member or the convenor.

As this is my last President's Report I extend my thanks to all members for your co-operation and help over the last two and a half years, as at times it has had its moments, but it has been a rewarding and valuable experience which has run its course and it's time to move on.

Until I see you next at the Club, stay safe and stay well ... Les Coombes (President)

SAFETY MATTERS

A REMINDER ABOUT WORKSHOP SAFETY

We must all keep in mind the importance of WORKSHOP SAFETY. Please THINK and ACT responsibly at all times. It is up to all of us to fulfill our commitment by wearing at all times;

- ◇ Dust masks
- ◇ Protective glasses
- ◇ Suitable clothing
- ◇ Footwear
- ◇ Ear protection

It does not hurt to discuss safety with other members if they are not doing the right thing.

ARTICLES FOR NEWSLETTER

Could I please ask those members who attend our demonstrations, maxi-days etc.; if you could take some photographs and a brief description of the event so these can be published in the newsletter I am sure all members would be interested in reading about the events of the day. Thank you.....Editor.



CUT OFF DATE FOR ARTICLES

Please note the cut off date for articles to be included in the Newsletter is the last day of the month. All members are welcome to submit articles for inclusion.

Please send them to the editor;

Email address: augoodtime@hotmail.com

Club Committee

President: Les Coombes
(0408760131)

Vice Presidents: John Kostrzewa and
Paul Collins

Secretary: Jen Coombes

Treasurer: Andrea McFarlane

Public Officer: Sandra Ongley
sandraongley21@gmail.com

Librarian: Rod Brown

Editor: Robert Ryan
ramnet2759@bigpond.com

Webmaster: Les Coombes
wswtpresident@outlook.com

Training Co-Ordinator: Greg Sheath

Trainers: Graham Dawes (JP), Rod
Brown, Ron Devine, Greg Sheath, Rob
Stewart, George Manou & Bob Taylor.

Shop Manager:

Les Coombes

Equipment Maintenance:

Cindy Kersaitis, (Coordinator)
Dave Matthews, Graham Dawes (JP),
Bob Young, Ron Devine, Glenn Free-
man and George Manou.

Welfare Officer: Branka Hedges

Membership Secretary: Branka
Hedges 0422 655 994

brankahedges@aol.com

If you have any suggestions or
information concerning the club
please contact any of the
above committee members.

Club Hours

Mon-Fri: 8:30am – 4pm....\$5

Friday Nights: 5pm – 9pm....\$3

Saturday Turning

Ladies Day: 2nd Saturday...\$5

Contact: Anna Dawes

0409 460 693

annafdawes@hotmail.com

4th Saturday of Month

8.30am – 4.00pm...\$5

Every member welcome

Contact: Les Coombes

0404 001 562

Club Meetings

Shop items

- ⇒ Ozzie Grit
- ⇒ Friction Polish
- ⇒ Sanding Sealer
- ⇒ Sandpaper
- ⇒ Club Shirts
- ⇒ Dust Jackets
- ⇒ Club Badges
- ⇒ Pen Kits
- ⇒ Pen Blanks – Acrylics
- ⇒ Lazy Susan Bearings
- ⇒ Cheese Knives
- ⇒ Salt Mills
- ⇒ Pepper Mills

**Many more items also
available**



**A very big thank you
to Michelle Rowland MP,
the Member for Greenway,
for her continued support
which includes the
printing of this newsletter.**

**Annual General Meeting and election of office bearers for our club
will be held at the club on Sunday 21 July 2024. Come Along, have
a bite to eat and vote for who you believe will do the best job in
running our club.**

[CLUB OPENS: 9.30am](#)

[COMPETITION entries close 10.15am](#)

[LUNCH PROVIDED FROM 12MD](#)

[AGM Commences at 1pm](#)



Hot Topic From the Internet . . .

(This to encourage discussion. The comments and opinions of others are theirs alone and should not be considered instruction r advice.)

What do you think? Drop me an email and I will publish member opinions

Technical - Workshop Notes: 2023-06 June

“Making Chess pieces on a lathe, even the Knights!”

This topic may be of interest to Woodies keen to build a Chess Set, and wonder how to make the Knights (horses), as that chess piece is not a round symmetrical item to 'turn up'. But that misconception arises because we all so often look at the end result of things, rather than reverse-engineer the situation.

I've long had a pair of shoe boxes containing my Father's ("Fred's") Chess Pieces all done on a small Carba-Tek lathe that sits in the main KDWC machine room at the end of the Spyda Saw.

The idea is not his, but one that he obviously studied and chose to have a go at, and our fortune today, is seeing that process and how it was done, which is all in a pair of nice old shoe boxes with samples, plans and finished items.

The idea is in fact quite straight forward (once you see it, that is!)


1. Start with gluing two nice opposing coloured timbers for the chess set pieces. In Fred's case, he chose dark walnut and Huon Pine.
2. Mount the job onto a face plate and think along the lines of making an "ashtray" where all the cutting out is done on the exposed side (not much at all on the face plate side).
3. Then, consider that a KNIGHT can be made from two pieces of wood in the end, a round base, made separately like the base of a mini trophy, and the tricky bit: The Horse's Head, made from the item explained above.
4. Consider the shape of a Horse's head having these features:
 - a) a broad forehead, leading down a long nose getting thinner as it reaches the lips
 - b) a pair of really dainty minor sized ears
 - c) a distinguishable set of lips
 - d) and a cut away neck line, which is the main part to shape correctly below.
5. The outside rounded part of the 'ashtray' on the face plate side, becomes the MANE, with the largest circumference of the ashtray becoming the absolute top of the horse's skull.
6. The front face of the ashtray, becomes the long nose of the horse's head, but starts of with a small outer edge, that represents the horse's ears, be-they-all very small, but pointy in appearance.
7. The extremity of the front face becomes the rounded edge of what will be the horse's TOP LIP, and then shape a small indentation, representing the mouth/teeth area, and back out fat again, forming what will be the lower LIP.
8. The trickiest chisel cut, is the inner UNDERCUT going well inside the 'ashtray' to form what will be the horse's throat and start of the thin neck.

9. Finally the inner most diameter of the 'ashtray' cutting towards the centre of the job, becomes the horse's neck leading to its breast plate. Anything below the neck, will be cut off later.
10. When finished, remove the 'ashtray', and use a suitable fine/straight saw (perhaps band-saw) to slice the 'ashtray' like you were trying to cut a round birthday cake into about 32 small wedges for a quick nibble. The slices need only be about 15mm (on the outer edge) being the scull of the horse with its representation of a pair of ears and a bone line between. The Bottom of the slice, is going to end up only about 5mm, and cut straight in the end, for mounting on top of the trophy base.

Below are some views of the 'ashtray' shaped exercise. The beaut part of this design, is that all your Knight's all look identical, due to turning them up all at once out of the same round 'ashtray'. And by careful sizing and placement of the two opposing colors, you'll get a heap of light coloured and dark coloured horse heads - maybe enough to make quite a few chess sets!

All the other pieces, shown in the other pictures below are all standard spindle cutting on a lathe. In fact making 16 pawns look all the same is by far harder to achieve, than getting over this horse making hurdle! But that's the next challenge - if I ever get to finish Fred's legacy here. At least he finished the Knights!

Happy woodworking!



This Article is courtesy of Knox and District Woodworkers Club Inc.

Take a look at our *** **NEW** *** website

www.westernsydneywoodturners.com.au

Please feel free to leave a comment



Challenge

You are invited to create Christmas themed items.

Hanging for light-weight tree decorations will be available and table space for other items

Entries made of at least 50% wood with the timbers used to be the entrants choice

The submitted work must have been 100% crafted by the entrant and **MUST NOT** incorporate any hand-on assistance or application of finishes by others.

Should any entrant require some 'how to advice, this should be undertaken using an unrelated piece or scrap wood.

Stepping out of comfort zones if you are trying something new, can be rewarding.

Mastering new skills such as multi-axis, inside-out turning, or a range of decorative techniques can be a great deal of fun . . .

Most importantly, get into the mood and participate

CREATE, HAVE FUN, BE FESTIVE

Christmas in July

Sunday 21st

Entries close 10:15am on the day

Great Prizes



Over the last couple of months the club was invited and attended the show in Canberra and Clarendon (Richmond) by “Craft Alive” the company the club has chosen to support as there are more opportunities for members to attend.

While the club was represented by only a few members it proved to be very successful with the charity benefiting from both shows. These winter shows can be very trying sometimes as the temperature in some cases close to zero making it difficult to get out of bed but the reward very satisfying. Eddie C.





Creative Open

**See Woodturning
Demonstrations
Buy a unique piece**



**Friday Saturday 26/27 July
8:30-3:00pm Old Girl Guide Hall
Forestville Ave**

Forestville

snbwoodturners.com





A G M

JULY 21st 2024

The Club will be open from 9:30am with the challenge judging and then lunch at 12.00 midday and the AGM will commence at 1:00pm

A new Committee will be elected so have your say on the day.

ONLY FINANCIAL MEMBERS MAY VOTE

TREND TIMBERS DEMO/OPEN DAY 2024!!

Trend Timbers OPEN/DEMO Day SATURDAY 27th AND SUNDAY 28th JULY 2024.

Discounts on all timber and select tools and machinery deals.
Come see some old school craftsmen ply their trade live!
Free Entry, Tea and coffee and BBQ on site.

Enjoy a day out seeing some classic crafts in action!!
Commencing 9am until 2pm both days!!



What's on during the day:

A selection of woodturning blanks, box-making boards, carving blanks, burls, natural-edged slabs and all showroom dressed boards.

We will have demonstrations of Woodturning, Woodcarving, Fine Bandsaw Box Making, Sharpening, Epoxy Resin work and techniques and more!

Come and meet our Wood Class teacher Brendon Venner to discuss starting out a new hobby or refining some older skills. Our classes cater to everyone from beginners to re-skilling veterans.

Displays of Woodfast Bandsaws, Planer/Thicknessers, Drill Presses, Wood Lathes, Carbide-Tipped Turning Tools and their applications.


We will have a BBQ onsite with Tea/Coffee/Soft Drinks/ Water etc.

Parking available on-street and at Mulgrave Train station just a short walk from Trend Timbers!

Come and see some amazing craftsman and skills and pick yourself up a bargain!!



Is your sandpaper a mess all the time and not separating when you need a piece from the pile?



Then stack your pieces “front- to- front” and “back-to-back.” This even works if you mix match the grades. Separation is easy and allows each piece to slide out not sticking to the whole pile.



MEMBERSHIP RENEWAL - Due 30th June

WESTERN SYDNEY WOODTURNERS INC. (Register No. 9885415)

(Incorporated under the Association Incorporation Act 1984) www.westernsydneywoodturners.com

Address: PO Box 4008 LALOR PARK NSW 2147

Location: Twin Gums Retreat

Corner Northcott Road and Diane Drive, LALOR PARK, NSW 2147

ABN: 56 763673 121

I, (Mr. Mrs. Miss Ms. Dr.) (Full name of Applicant)

Address.....

Post Code

Member Number.....

Date of Birth.....

Home Telephone..... Mobile..... Email.....

hereby apply to renew my club membership for a further 12 months commencing July 1st., and in doing so agree to be bound by the rules of the Association as amended from time to time.

PAYMENT OPTIONS

1. Complete this form and return with payment to the Club.
2. Post this completed form and a Cheque or Money Order (Payable to Western Sydney Woodturners Inc.) to Membership Secretary PO Box 4008 Lalor Park NSW 2147.
3. Transfer your subscription to Commonwealth Bank BSB 062452 Account No. 10294778, complete this form and email the form and the record of your subscription transfer to treasurer@westernsydneywoodturners.com
4. Fill out the Credit Card details at bottom and return to Western Sydney Woodturners.

Note: Payment must be received by 01 July.

Change of address and/or Details

If you are about to or have changed your address or any details you may have previously provided, or wish to provide further details, please complete below as appropriate.

1. Name of Spouse/Partner..... (Optional)
2. Are you a returned or ex-service person? Yes No
3. Is your Spouse/Partner a returned or ex-service person? Yes No
4. Are you a Carer for a returned or ex-service person? Yes No

Employment Status: Retired Semi Retired Employed Student

I agree to my name and phone numbers and email address being included in:

The Club Contact List Yes No

I will collect my copy of WesTurn Newsletter by: Website Email Copy at Club

Signature.....

Date.....

Credit Card Details

Name on Card.....

Card Type..... Expiry Date...../.....

Credit Card Number.....

Amount..... CVC.....

Administration:

Renewal Received

Renewal Processed

Receipt No.

Membership No.

Database Updated

(Renewal Form revised) May 2022



WESTERN SYDNEY WOODTURNERS INC. #9885415

NOMINATION FOR COMMITTEE

At our Annual General Meeting, the following Committee positions will be available to be filled:

- President * Vice-President 1 * Vice-President 2 *
- Treasurer * Secretary/Public Officer
- Editor * Librarian * Catering Officer * Maintenance Officers.

Nominations from candidates for election are to be made in writing by 2 financial members of the Incorporation. Candidates must be financial members of the Incorporation

We the undersigned members wish to nominate

(print name of candidate)

For the position of

(position candidate nominated for)

Signature Member No Date / /

Signature Member No Date / /

I, the above named candidate, am willing to serve if elected.

Signature Member No Date / /

This form must be posted to PO Box 4008, Lalor Park NSW 2147, or delivered to The Secretary 7 days before



WESTERN SYDNEY WOODTURNERS INC. #9885415

NOMINATION FOR COMMITTEE

At our Annual General Meeting, the following Committee positions will be available to be filled:

- President * Vice-President 1 * Vice-President 2 *
- Treasurer * Secretary/Public Officer
- Editor * Librarian * Catering Officer * Maintenance Officers.

Nominations from candidates for election are to be made in writing by 2 financial members of the Incorporation. Candidates must be financial members of the Incorporation

We the undersigned members wish to nominate

(print name of candidate)

For the position of

(position candidate nominated for)

Signature Member No Date / /

Signature Member No Date / /

I, the above named candidate, am willing to serve if elected.

Signature Member No Date / /

This form must be posted to PO Box 4008, Lalor Park NSW 2147, or delivered to The Secretary 7 days before

Remember: Nominations for Committee roles close on 14 July



HAPPY BIRTHDAY

Member #	Title	First Name	Surname
2167	Mr.	Robert	Buckwell
2218	Mr.	David	Matthews
2482	Mr.	Donald	Nixon
2569	Mr.	John	Kostrzewa
3585	Mr.	Denis	Keane
3657	Mr.	Michael	Jones
3670	Mr.	Ian	Frith
3843	Mrs	Cindy	Kersaitis
4001	Mr.	Jeremiah	Wiblen
4012 S	Mr.	Dylan	Taylor
4057A	Mrs	Linda	Catford





TREND TIMBERS

SPECIALIST IN FINE WOODS

Established 1969 A third generation timber family



YOUR 1 STOP WOODWORKING SHOP IN NSW

Over 100 species
Select timbers for
Cabinetmaking
Furniture
Joinery
Woodturning
Carving

TREND TIMBERS
15 Railway Road North,
Mulgrave NSW 2756
TELEPHONE: 02 4577 5277
FAX: 02 4577 6846
Email: sales@trendtimbers.com.au
www.trendtimbers.com.au

Opening Hours
ALL WELCOME!!
Mon– Fri 8am-4pm
Sat 8am-11.30am
Closed
Public Holidays &
Long Weekends



Members Welfare Report

The welfare of members and their families is important to our club. Please let me know if you or someone you know is unwell, or worse still, no longer with us.

Get Well Cards have been sent to the following Members and/Or Partners

Bob Taylor ,Graham Dawes & Evelyn Frith

We wish everyone a Speedy Recovery.

A Sympathy card was also sent to:

Jeanette Hitchcock & Family for Steve's passing

Let me know at my email address: **brankahedges@aol.com**

or

Text me on: **0422 655 994**

If anyone has been missed, be assured that the good wishes and sympathies of our club are with you and your family.

Stay Safe ... Branka Hedges....Welfare Officer

BUNNINGS BBQ

The BBQ for June was a success however it appears we have been caught up in a bit of financial economic times and escalator problems with the store that has caused our taking to be reduced somewhat to our previous takings.

Apart from that it has been a welcoming change to see the BBQ being supported in a very friendly atmosphere by those who attend. We thank those who regularly turn up and the those who drop in for short period of time to help out. Eddie C.

Future dates

August— Saturday 17/8/2024

October— 19/10/2024



BECOME THE ULTIMATE WOODWORKER

HARE & FORBES

100% Australian Owned

Est. 1930

MACHINERY HOUSE

"Setting the standard for quality and value"

SWIVEL HEAD WOOD LATHE

The Swivel Head Wood Lathe is mainly made up from cast iron to provide the rigidity that's required and needed in all good wood lathes. Changing the spindle speed from 500 to 2000rpm is extremely easy via the stepless variable speed control lever mounted on the front of the head.

The lathe comes complete with an outboard tool rest extension which is used to get the bowl rest into the best position when turning with the head rotated. The head and tailstock both have 2 morse tapers and the drive spindle thread is a common 1" x 10tpi. Supplied as standard with the machine is a 4 prong drive centre, revolving tailstock centre & faceplate.



WL-20
\$847 (W384)

WL-16
\$737 (W382)

WOOD LATHE

WL-14V MINI WOOD LATHE



- 336 x 470mm turning capacity
- Electronic variable speed (450-3850rpm)
- Digital readout speed display
- 12 position spindle indexing
- 0.75hp, 240V motor

\$649 (W385)

WL-46A - ELECTRONIC VARIABLE SPEED WOOD LATHE



- 348 x 1194mm turning capacity
- Electronic speeds 100-3200rpm
- Cast iron bed, head and tailstock
- 1.5kW/2hp, 240V motor

\$2,739 (W387)

WL52 - HEAVY DUTY ELECTRONIC VARIABLE SPEED WOOD LATHE



- 350 x 2100mm turning capacity
- Electronic variable speed 50-3900rpm
- Versatile 24 position indexing
- 2MT tailstock & headstock taper
- 720mm bowl diameter on outboard attach
- 1.5kW / 2hp 240V inverter motor

\$5,225 (W388)

OPTIONAL ACCESSORIES



**CHSGP HSS Wood
Turning Tools - 6 Piece Set**

\$253 (W305)



**WSC-100 Scroll
Chuck -100mm**

\$176 (W370)



**WSC-KIT Scroll Chuck
Accessory Kit**

\$126.50 (W375)



**CTR-4 Carved
Tool Rest Set**

\$82.50 (W295)



**BSS-5075 Bowl
Sanding Tool**

\$71.50 (W305)

View and purchase these items online: www.machineryhouse.com.au/WTN2407



Specifications & Prices are subject to change without notification. All prices include GST and valid until 31-07-23

NOW OPEN

SYDNEY

(02) 9890 9111
1/2 Windsor Rd, Northmead

BRISBANE

(07) 3715 2200
625 Boundary Rd, Coopers Plains

MELBOURNE

(03) 9212 4422
4 Abbots Rd, Dandenong

PERTH

(08) 9373 9999
11 Valentine St, Kewdale

ADELAIDE

(08) 9373 9966
Unit 11/20 Cheltenham Parade
Woodville SA 5011

05/2023 09/23

THE BACK PAGE

Item 54

Mounting methods

July 2024

Face plates

Full Face Plates

These face plates are the most common as they have the threaded section on the back to fit directly to the lathe headstock shaft. A note of caution with this type is that it will alter depending on the manufacturer of the lathe as threads are different from manufacturer to manufacturer.



Ring Face Plates

These face plates are very handy as they are mounted directly to a suitable chuck and being able to grip on both the outside and inside of the ring. As with the full-face plates they MUST be mounted flush and flat to their mating surface and MUST have the correct mounting screws i.e., the screws must be the right size for the hole, must be 2 ½ times the diameter protruding from the face or equal to 7 teeth protruding from the face.



The hole size and screw specifications are what the manufacture of the face plates recommend and deviation from this is NOT a safe working practice and always adhered to.

Note. As in all professions there are many and varied opinions and ways of doing things. This is true of wood turning. These articles are the results of my reading article publications.

Eddie C