


WesTurn News

The official organ of Western Sydney

Issue: 289



August 2025

Western Sydney Woodturners Inc

Twin Gums Retreat, Corner Northcott Road and Diane Drive

PO Box 4008, Lalor Park NSW 2147

Web Site: www.westernsydneywoodturners.com.au

Thank you all for allowing me to continue as President. As you know, I've deliberately let the Club just cruise along as it has been quite successfully since prior to my appointment last year. This year I hope to see some relatively minor changes that have the potential to make significant differences. I intend reviewing some procedures like the membership application process and renewal process (in consultation of course with the members involved in these processes). Additionally I'd like to see the introduction of Standard Operating Procedures (SOPs, also known as Safe Operating Procedures) posted beside the major pieces of equipment.

I've recently introduced a new shop sales record sheet – please don't remove any pages, and please record whether it is a cash sale or eftpos sale. For eftpos sales, please print off the receipt and put it into the cash drawer.

Our recent training course was quite successful with 5 of the 7 students from the Woodworkers Association of NSW. (See Page 6 for photos). The course evaluations submitted anonymously by the students certainly indicate that the training team is providing a good course.

This year we will be having a Christmas Lunch – 11am on Sunday 7th December at Wenty Leagues Club downstairs in the main food court. George Manou and I will be there early to claim tables, so we will need a reasonably accurate number of members (and partners) intending to come. I will put up a sign up sheet closer to time.

Being the Maintenance Coordinator is a very important role and I can't emphasise enough just how much work is involved. Thanks to Eddie for taking on that role over the last 12 months. The baton has now been passed to Bob Young for the next 12 months, so direct maintenance issues his way. Also, don't forget that we have the book at the front desk where you can record any maintenance issues. This book is important to prevent doubling up – please check the book before doing anything (somebody might already be on the job), and please always check with Bob if it's anything more than routine maintenance or anything major.

Still looking for volunteers for catering and Maxi Days. Let me know if you can take on either of these. The next Bunnings BBQ is Saturday 4th October – please put your name down on the sign up sheet if you can help out.

Cindy

SAFETY MATTERS

A REMINDER ABOUT WORKSHOP SAFETY

We must all keep in mind the importance of WORKSHOP SAFETY. Please THINK and ACT responsibly at all times. It is up to all of us to fulfill our commitment by wearing at all times;

- ◇ Dust masks
- ◇ Protective glasses
- ◇ Suitable clothing
- ◇ Footwear
- ◇ Ear protection

It does not hurt to discuss safety with other members if they are not doing the right thing.

ARTICLES FOR NEWSLETTER

Could I please ask those members who attend our demonstrations, maxi-days etc.; if you could take some photographs and a brief description of the event so these can be published in the newsletter I am sure all members would be interested in reading about the events of the day. Thank you.....Editor.



CUT OFF DATE FOR ARTICLES

Please note the cut off date for articles to be included in the Newsletter is the last day of the month. All members are welcome to submit articles for inclusion.

Please send them to the editor;

Email address: augoodtime@hotmail.com

Club Committee

President: Cindy Kersaitis
(0408760131)

Vice Presidents: John
Kostrzewa and George Manou

Secretary: Andrea McFarland

Treasurer: Andrea McFarland

Club Meetings

7pm second Tuesday of
each month except
January.

All members
welcome

Shop items

- ⇒ Ozzie Grit
- ⇒ Friction Polish
- ⇒ Sanding Sealer
- ⇒ Sandpaper
- ⇒ Club Shirts
- ⇒ Dust Jackets
- ⇒ Club Badges
- ⇒ Pen Kits
- ⇒ Pen Blanks – Acrylics
- ⇒ Lazy Susan Bearings
- ⇒ Cheese Knives
- ⇒ Salt Mills
- ⇒ Pepper Mills

**Many more items also
available**

Club Hours

Mon-Fri: 8:30am – 3pm....\$5

Friday Nights: 5pm – 9pm....\$5

Please note: these hours are
approximate and the Club will not
remain open when fewer than
three members are present

Saturday Turning

Ladies Day: 2nd Saturday...\$5

Contact: Robyn Mahoney

0411 845 776

robynmahoney@hotmail.com



**A very big thank you
to Michelle Rowland MP, the Member for Greenway, for her
continued support which includes the printing of this
newsletter.**

Real Knowledge is to know the extent of one’s ignorance!

University of Hawaii

CLUB CONVENORS

Monday	Ian Frith	Thursday	Eddie Catford
Tuesday	Ian Frith	Friday	Don Nixon
Wednesday	Greg Sheath	Friday (PM)	John Kostrzewa

OTHER CONTACTS

Public Officer:

Sandra Ongley
sandraongley21@gmail.com

Grants Officer:

Sandra Ongley

Librarian:

Rod Brown

Editor:

Bob Ryan
augoodtime@hotmail.com

Webmaster:

Matthew Keen
mkeen21@gmail.com

Training Co-Ordinator:

Greg Sheath

Trainers: Graham Dawes (JP), Rod Brown, Ron Devine, Cindy Kersaitis, Robyn Mahoney, George Manou, Don Nixon, Greg Sheath, Rob Stewart, & Bob Young.

Liaison and Contact Officers

Security— Eddie Catford

Insurance—David Searle

Craft Alive—Andrea McFarland

Linnwood House—Dave Matthews

Koi Society—David Searle

Bunnings BBQ—Andrea McFarland

Shop Manager:

Cindy Kersaitis

Equipment Maintenance Coordinator

Bob Young

Maintenance Officers: Rod Brown, Eddie Catford, Graham Dawes, Ron Devine, Manny Farrugia, Cindy Kersaitis, George Manou & Bob Young.

Welfare Officer:

Viv Tabone
0414557776
mrsparky1@bigpond.com

Membership Secretary:

Viv Tabone

Catering Coordinator

Vacant

Maxi Days

Vacant

Kitchen & Cleaning Supplies

Ian Frith

Ladies Day Coordinator

Robyn Mahoney

First Aid Supplies

Robyn Mahoney

AGM Report

The Annual General Meeting was held at the shed on Sunday 20 July 2025 after a very informative presentation by the Training Team on how to make lidded boxes followed by a great lunch. Thanks Graham, Rod and Eddie for your efforts.

About 25 members attended and more importantly participated in discussions. The AGM began with our outgoing President Cindy giving a summary of the Committee's achievements throughout the last year and things she would like to address in the coming year if re-elected.

Andrea provided and spoke to a detailed Financial Report for the last year. Total Revenue was \$38,349.95 and Total Expenses \$37,437.44. Key revenue sources were Door Collections, Shop Sales, BBQ days, Membership Renewals and the Square BBQ sales. Key expenses were Shop Outgoings, Workshop Maintenance, Bunnings BBQ costs, New Equipment and Tools as well as an unusual Charity donation to Mt Druitt Hospital Children's Ward for which an explanation was provided.

Following these reports, all committee positions were declared vacant and the Committee for 2025-26 elected and the incoming President conducted a review of support roles throughout the club (Refer to Page 4 of the newsletter).



Training Day & AGM Photos . . .



NEW MEMBERS IN JUNE

Gaetano Milazzo

Robert Pedini

Rod Sears

Chris Preston

Milicent Lenahan

NEW MEMBERS IN JULY

Geoffrey McClelland

Vince Mifsud

A very special welcome to our new members this month. If you see someone you don't know, say "G'Day".

While YouTube is a great source of information about every aspect of this craft, nothing beats hands on instruction, criticism, hints and tips on what to do in the many different stages of your turning.

Producing good quality pieces takes time, dedication and knowledge. Stick with it. This club is full of knowledgeable and friendly people who will help you with anything; sometimes you need to ask and sometimes they will just see that you need a hand.

Warning: The clubhouse is a dangerous place full of tools that can do great harm in an instant. If you don't know how to use something safely please ask.

Bob Ryan (Editor)



Every time we put a piece of wood in the lathe, we study our procedures and start turning wondering what we can do to make it easier when in fact the answer is in the three basic simple things we were taught in our training.

1. Select a comfortable speed for your ability around 1800 plus.
2. Sharp tools.
3. Rub the bevel

These actions alone equate to a smooth finish, less sanding and an item to be proud of. Eddie C.

BLIND AUCTIONS

TRITON ROUTER TABLE

The Triton router table (no router) from the container will be sold at blind auction offered to members and drawn at the August 2025 general meeting. There is a box on the front desk to place your bid. Bids must be in before the commencement of the meeting. Highest bid wins.

NOTE: This table is being sold as spare parts only as the Club cannot guarantee the safety and functionality of the unit.

TRITON SAW TABLE

The Triton saw table (with saw) will be sold at blind auction offered to members and drawn at the August 2025 general meeting. There is a box on the front desk to place your bid. Bids must be in before the commencement of the meeting. Highest bid wins.

NOTE: This table is being sold as spare parts only as the Club cannot guarantee the safety and functionality of the unit.





Members Welfare Report

The welfare of members and their families is important to our club. Please let me know if you or someone you know is unwell, or worse still, no longer with us.

Get Well Cards have been sent to the following Members and/Or Partners

Nil this month

We wish everyone a Speedy Recovery.

A Sympathy card was sent this month to

Nil this month

Viv Tabone is the Welfare Officer. If you become aware of the need for get well and sympathy cards, please let her know at her email address:

mrsparky1@bigpond.com

or

Text her on: **0414 557 776**



TREND TIMBERS

SPECIALIST IN FINE WOODS

Established 1969 A third generation timber family



YOUR 1 STOP WOODWORKING SHOP IN NSW

Over 100 species
Select timbers for
Cabinetmaking
Furniture
Joinery
Woodturning
Carving

TREND TIMBERS
15 Railway Road North,
Mulgrave NSW 2756
TELEPHONE: 02 4577 5277
FAX: 02 4577 6846
Email: sales@trendtimbers.com.au
www.trendtimbers.com.au

Opening Hours
ALL WELCOME!!
Mon– Fri 8am-4pm
Sat 8am-11.30am
Closed
Public Holidays &
Long Weekends

BUNNINGS BBQ

REPORT

A cold winters day all rugged up ready to go and all started well with consistent sales for most of the morning until lunch time was over when sales dropped to a trickle for the rest of the day which ultimately leads to average sale to last months. However this didn't dampen the spirits on those who stayed to the end just managing to sell the last cooked sausages at closing.

An extra special thank you to those who worked the day, a little demanding at times and could have used a little extra help at times. If you have a spare hour or two when we have these BBQ's your help would also be appreciated. Eddie C.



Joke of the Month

I'm working the print counter. A man comes in holding a USB drive.

Customer: "I've got a flyer I need printed! Two hundred copies! Urgent! Can you check the file real quick?"

I plug it in, pull up the document. It's a promo flyer for some home business: soaps, candles, bath bombs—very Pinterest-core. He's clearly proud of it.

Big bold letters at the bottom:

Flyer: "Order now and get **FREE HOSTAGE** on all shipments!"

Me: "Sir... just to clarify, is this supposed to say 'free postage'?"

He frowns. Squints at the screen. Goes pale.

Customer: "Oh my god."

Me: "Yeah... unless you're branching into ransom services, we should probably fix that."

He mutters something about autocorrect, then laughs, "I almost spent \$60 on an FBI watchlist!"

We fix it and print. As he's leaving with the corrected flyers, I hand him one of the originals and say:

Me: "Souvenir. Just in case you ever want to run a very different kind of promotion."

(Spelling really is important!)



Member #	Title	First Name	Surname
2706	Mr.	Raymond	Smith
2925	Mr.	James	Singh
3711	Mr.	Robert	Ryan
3735	Mr.	Tony	Taylor
3844	Mr.	Chee	Looi
3862	Mr.	George	Manou
4066A	Mr.	Clive	McFarland
4077	Mr.	Alfred	Kaldass
4052	Mr.	Peter	Tasik

How lathes have changed - for the better!





EVANS HIGH SCHOOL



MATES & MENTORS *Breakfast*

JOIN US IN CELEBRATING DADS, GRANDPA'S, UNCLES
& ALL THE SPECIAL MEN WHO IMPACT OUR LIVES IN
A POSITIVE WAY

THURS 28 AUGUST 2025

7-8.30 AM

**BBQ BREAKFAST
OUTDOOR
ACTIVITIES &
ENTERTAINMENT**

Please RSVP by August 8
sarah.collins78@det.nsw.edu.au
or book your free ticket by
scanning the QR code



**Evans High School
166 Walters Rd
Blacktown**



The Burl



I was looking through my wood stack
When I came across a burl
It was deep dark red with swirling knotty grain
And a spiral wisp of creamy light
That surfaced now and then
In a tortured curling gorgeous milky vein

It was Coolabah or Mallee
You can never be quite sure
But I chose it for its sad and cranky pain
I could make a thing of beauty
From this grumpy piece of wood
Though some would say to try would be insane

So I screwed it to a face plate
With some short but sturdy screws
And I dropped the belt speed way down just in case
I employed my safety glasses
I applied the roughing gouge
Being careful not to work in any haste

Slowly out - from inside ugly
A beginning showed its face
And the bottom of the bowl was looking stout
So I formed a recess in it
To accept the old scroll chuck
And I turned it round to start to hollow out

As the bowl gouge did its magic
And the colours came to light
I was awed by nature's masterful display
And the wood chips hit my glasses
But I didn't really care
For creating is its own reward they say

Creation sounds so pompous
When nature's done the work
And the beauty you create was always there
You're the instrument that finds it
You unearth her hidden joy
And you tend to think it's you that has the flare

You're careful not to go too deep
You stop and check for depth
And while you check you notice one small rut
It's upsetting when the rest is fine
And sanding should begin
I'll just start it up and give it "one more cut"

Now the bowl is spinning faster
And it's unbeknown to me
That a flaw lies deep within its inner space
So in ignorance I take it
That "only one more cut"
And a lump of it goes whistling past my face

And another piece goes flying
As it bounces off the wall
So I stop the lathe to see what I can save
And the shard that's left is worthless
Good glue won't help a bit
I'll send the broken pieces to their grave

Neil Guthrie



The burl — exploded view!



Hot Topic From the Internet . . .

(This to encourage discussion. The comments and opinions of others are theirs alone and should not be considered instruction r advice.)

What do you think? Drop me an email and I will publish member opinions

Update on the Finials article from last month's Back Page

Lawrence has suggested you watch the following YouTube videos for more detailed and descriptive methods.

Janice Levi, Elegant finials part 1 & 2. (Editor: There is also discovered a Part 3. Cindy Drozer (a very good presenter)

Here are the links for those reading the electronic version of the newsletter

Part 1: <https://www.youtube.com/watch?v=IurHf89o5pE&pp=ygULamFuaWNIIGxldmk%3D>

Part 2: <https://www.youtube.com/watch?v=NRypDgUvCA4&pp=ygULamFuaWNIIGxldmk%3D>

Part 3: <https://www.youtube.com/watch?v=QMZ2jsAuwyY&pp=ygULamFuaWNIIGxldmk%3D>

Mike Pearce, Mastering the craft of Finial turning A beginners guide.

Here is the link:

<https://www.youtube.com/watch?v=PDpvto8aJ-8&pp=ygUabWlrZSBwZWZyY2UgZmluaWFsIHR1cm5pbmc%3D>




SAFETY HINT AND TIP.

Your body is precious. It needs you to look after it.



THINK AND ACT SAFELY.



REMEMBER. Think safety act safety when operating the pedestal drill. Always use clamps, vice, stops etc, **NEVER** use your hand to hold workpiece when machine is operational serious accidents can occur.

Eddie C.

IN STOCK IN FIVE STORES NATIONALLY

The Swivel Head Wood Lathe is mainly made up from cast iron to provide the rigidity that's required and needed in all good wood lathes. Changing the spindle speed from 500 to 2000rpm is extremely easy via the stepless variable speed control lever mounted on the front of the head.

The lathe comes complete with an outboard tool rest extension which is used to get the bowl rest into the best position when turning with the head rotated. The head and tailstock both have 2 morse tapers and the drive spindle thread is a common 1" x 10tpi. Supplied as standard with the machine is a 4 prong drive centre, revolving tailstock centre & faceplate.



WL-20
\$902 (W384)

WL-18
\$759 (W382)

WL-14V MINI WOOD LATHE



- Ø356 x 470mm turning capacity
- Electronic variable speed (450-3650rpm)
- Digital readout speed display
- 12 position spindle indexing
- 0.75hp, 240V motor

\$649 (W385)

WL-46A - ELECTRONIC VARIABLE SPEED WOOD LATHE



- Ø462 x 1194mm turning capacity
- Electronic speeds 100-3200rpm
- Cast iron bed, head and tailstock
- 1.5kW/2hp, 240V motor

\$2,794 (W387)

WL-52 - HEAVY DUTY ELECTRONIC VARIABLE SPEED WOOD LATHE



- Ø520 x 910mm turning capacity
- Electronic variable speed 50-3690rpm
- Versatile 24 position indexing
- 2MT tailstock & headstock taper
- 720mm bowl diameter on outboard attach.
- 1.5kW / 2hp 240V inverter motor

\$5,445 (W686)

OPTIONAL ACCESSORIES



CTR-4 Curved Tool Rest Set
\$82.50 (W295)



BSS-5075 Bowl Sanding Tool
\$71.50 (W305)



WT-3C - Carbide Wood Turning Tools 6 Piece Set
\$77 (W300)



WT-6 - HSS Wood Turning Tools 6 Piece Set
\$154 (W302)



CHS4HD - HSS Wood Turning Tools - 4 Piece Set
\$363 (W3039)



SYDNEY

(02) 9890 9111
1/2 Windsor Rd,
Northmead

BRISBANE

(07) 3715 2200
625 Boundary Rd,
Coopers Plains

MELBOURNE

(03) 9212 4422
4 Abbotts Rd,
Dandenong

PERTH

(08) 9373 9999
11 Valentine St,
Kewdale

ADELAIDE

(08) 9373 9969
Unit 11/20 Cheltenham Parade
Woodville SA 5011



Specifications & prices are subject to change without notification.

THE BACK PAGE

Item 64

Donut Chucks

August 2025



Donut chucks are another method of holding a workpiece when there is no other method for mounting. How they work is simply holding the work piece between two pieces of wood held together by four or more evenly spaced bolts and nuts / wing nuts evenly tensioned over the work piece leaving the area to be worked on exposed.

While there are commercially made ones most are made by the operator to suit the workpiece they are working on assuring good contact eliminating any possible damage and being available for same size work in the future.

In the photos they are made of square MDF, they can also be made of plywood in the shape of two separate rings the same size to fit the individual workpiece or varying diameters.

My thanks to Ray for allowing the photos.

Note. As in all professions there are many and varied opinions and ways of doing things. This is true of wood turning. These articles are the results of my reading article publications

Eddie C